




# Monday English

# Handwriting 'e'


Please upload this task to your online workbook.



# High frequency sight words

## Practise reading and writing your HFSW

- Ask an adult to flash the cards to you quickly
- Write them: in the air, pretend to write them on the floor, on your knee, on your adult's back, on paper, on whiteboards, in sand, etc.



Your sight words were provided in the 'Learning from Home' pack. They are also in your Google Classroom.



# Reading

Using your online PM student login, read 1 book from yesterday and a new book.

Please see the information sheet sent out in regard to accessing these.



# Writing

## Mrs Kehlet Wants a Pet!

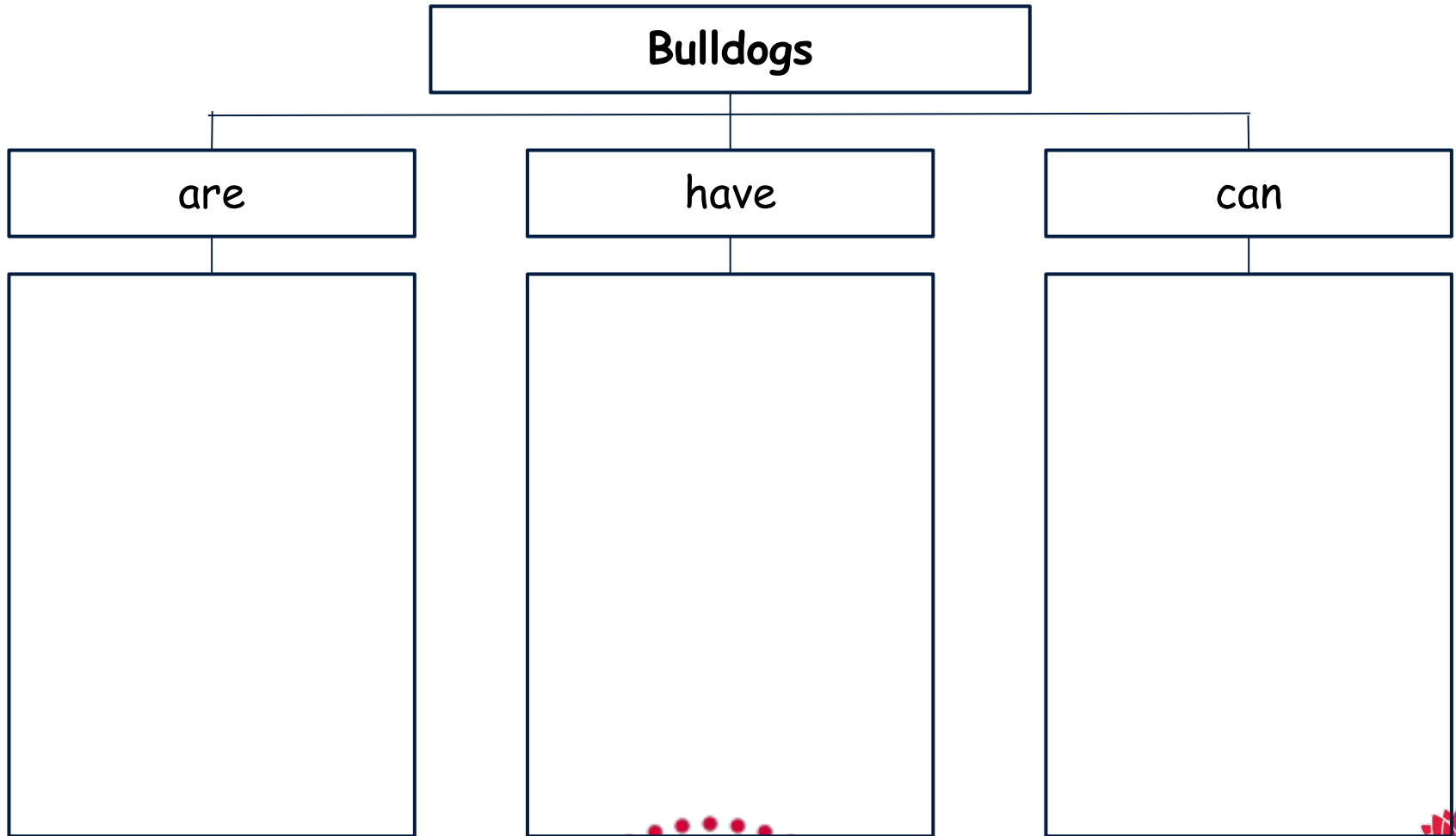


Mrs Kehlet wants a new pet, but she can't decide between a **parrot**, bulldog and siamese **cat**. She doesn't know much about them. Can you find out some information about **one** animal so that you can teach her?



# Informative Texts

## Collecting Information using the 'are, have, can' template





## Writing

# Help Mrs Kehlet Find a Pet

**Learning intention:** to provide information about a pet

**What I'm looking for today:**

**You will:**

- Use keywords to collect information about a pet
- Make a labelled diagram of a pet


# Writing

## Mrs Kehlet Wants a Pet!

Click on the **bulldog** to learn about them



Click on the siamese **cat** to learn about them



Click on the **parrot** to learn about them





# Writing

## Learn about the bulldog with Mr K



### Bulldog Care

Bulldogs should be brushed once a week. A bulldog's **wrinkles** should be cleaned often.


14



15

# Writing

## Learn about the bulldog by yourself



### Bulldogs

By: Nico Barnes

Get to know bulldogs from the tips of their wet noses to the ends of their wagging tails!

5-7 L\* -

Age Range Level *i* Quiz

Favorite

Assign

Hide


### Bulldogs

by Nico Barnes



# Writing

## Learn about the bulldog by yourself



**Bulldogs**

Bulldogs can look mean and grumpy. But they are **generally** kind dogs.

4

5

# Writing

## Learn about the bulldog by yourself

Bulldogs are medium-sized dogs. They are short and strong.



6

7

# Writing

## Learn about the bulldog by yourself

A bulldog's head and face are its strongest **features**. Its head is large and square.

8



9

# Writing

## Learn about the bulldog by yourself



# Writing

## Learn about the bulldog by yourself



# Writing

## Learn about the bulldog by yourself

### Bulldog Care

Bulldogs should be brushed once a week. A bulldog's **wrinkles** should be cleaned often.

14



15



# Writing

## Learn about the bulldog by yourself

### Exercise

Bulldogs should be walked daily. Be careful walking in very hot and cold weather. Bulldogs can overheat and chill easily!

16



17

# Writing

## Learn about the bulldog by yourself

### Personality

Bulldogs are easy-going dogs.  
They are happy to sit quietly  
or sleep.

18



19

# Writing

## Learn about the bulldog by yourself



# Writing

All done!



Good job! You finished learning about bulldogs.

Click on the smiley to move onto your diagram.



# Writing

## Learn about the siamese cat with Mr K




A Siamese cat's face and paws are brown. Its tail is brown too.

10

11

# Writing

## Learn about the siamese cat by yourself.



### Siamese Cats

By: [Meredith Dash](#)

Siamese Cats is a super introduction to one of your favorite, fluffy felines.

5-7    L \*    Yes  
Age Range    Level ⓘ    Quiz

[Favorite](#)    [Assign](#)    [Hide](#)

### Table of Contents

Siamese Cats .....	4	Glossary .....	23
Smart Cats .....	14	Index .....	24
Personality .....	16	Abdo Kids Code.....	24
More Facts .....	22		



# Writing

## Learn about the siamese cat by yourself.



**Siamese Cats**

Siamese cats are one of the most popular **breeds**. They are loving and **loyal** cats.

4 5

# Writing

## Learn about the siamese cat by yourself.

Siamese cats have beautiful blue eyes. They have very large ears.

6






# Writing

## Learn about the siamese cat by yourself.


Siamese cats have short coats.  
Their coats are a cream colour.



8 9

# Writing

## Learn about the siamese cat by yourself.




A Siamese cat's face and paws are brown. Its tail is brown too.

10

11

# Writing

## Learn about the siamese cat by yourself.



# Writing


## Learn about the siamese cat by yourself.

**Smart Cats**

Siamese cats are smart. It is easy to teach them new tricks.

14

15

A Siamese cat with blue eyes and dark brown ears and face, sitting next to a large ball of red yarn. The cat is looking towards the camera. The background is white. The image is framed by a red curved line on the left side.

# Writing


## Learn about the siamese cat by yourself.

### Personality

Siamese cats are known for their deep meow. They meow when they need something.


16

17



# Writing

## Learn about the siamese cat by yourself.



# Writing

## Learn about the siamese cat by yourself.



Siamese cats are good with children and other animals. But they will be especially **loyal** to one person.

20

21

# Writing

All done!

Good job! You finished learning about siamese cats.

Click on the smiley to move onto your diagram.





# Writing

## Learn about the parrot with Mr K



**Life Cycle**

Parrots can live up to 80 years in the wild.

18



They live in **flocks**. Females lay eggs in **nests**. They take between three to four weeks to hatch.



19

# Writing

## Learn about the parrot by yourself



### Parrots

By: [Leo Statts](#)

This title focuses on parrots and gives information related to their bodies, habitats, food, and life cycles.

**5-7** | **I** | **Yes**  
Age Range GR Level Quiz

Favorite

Assign

Hide

## Awesome Birds Parrots



Leo Statts

# Writing

## Learn about the parrot by yourself



**Parrots**

Parrots are **tropical** birds. There are many **species** of parrots.

Pet parrots can **mimic** the sounds around them. They can even mimic human voices.

4

Parrots

# Writing

## Learn about the parrot by yourself

### Body

A parrot's foot has four toes.  
Two toes point forward. Two  
toes point backward.

6



# Writing

## Learn about the parrot by yourself



Parrots are known for their brightly coloured feathers.



# Writing

## Learn about the parrot by yourself

### Habitat

Parrots usually build **nests** in holes in trees or rocks. They can often be found in trees.



10

# Writing

## Learn about the parrot by yourself

Most parrots live in warmer parts of the world, like South America.



12

Not all parrots like warm weather, though.



# Writing

## Learn about the parrot by yourself

### Food



Parrots are **omnivores**.

Parrots often eat fruit. They also eat nuts and seeds. Sometimes parrots eat small creatures such as insects.





# Writing

## Learn about the parrot by yourself



Parrots hold their food with one foot while they eat. Their curved **beaks** help them dig for insects.

16



# Writing

## Learn about the parrot by yourself



They live in **flocks**. Females lay eggs in **nests**. They take between three to four weeks to hatch.



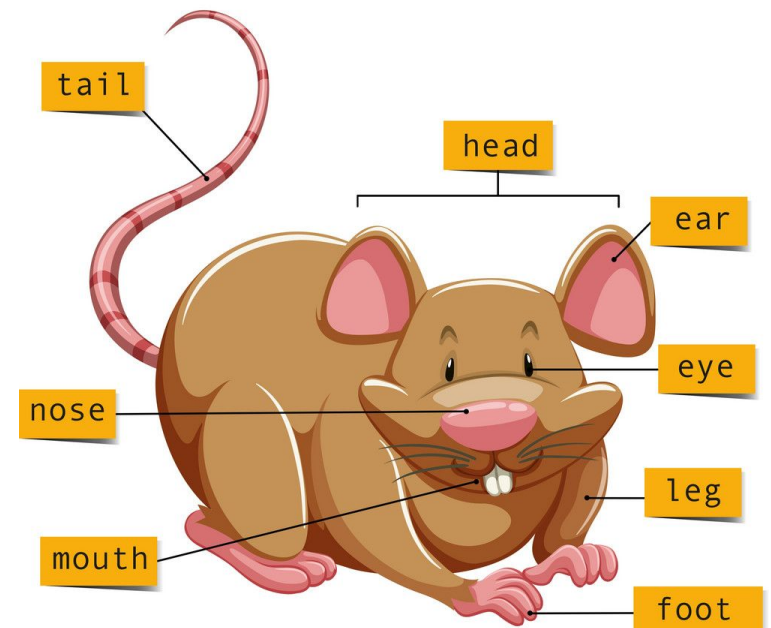


# Writing

Make a diagram about the pet!

Mrs Kehlet will look at the diagrams tonight to learn about which animal she should pick.

**Please upload this task to your online workbook.**



# Writing

What great work looks like.



Beak



This work is **good**.  
You labelled a part  
of the parrot



Curved  
beak



This work is **great**.  
You labelled a part  
of the parrot and  
used an adjective.

# Writing

What SPECTACULAR work looks like.



Long, curved beak that it uses to reach insects

This work is **above and beyond**. You labelled a part of the parrot, used adjectives and added interesting information.





# Monday Mathematics



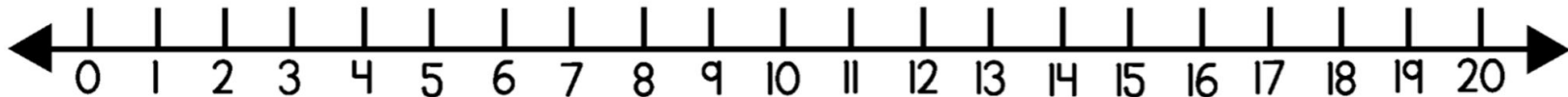
## Warm up

Use the number line to help add the numbers.




## Addition with a Number Line

$$7 + 4 =$$

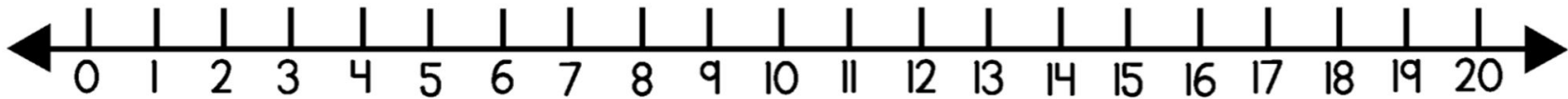


Use the number line to help add the numbers.



## Addition with a Number Line

$$10 + 6 =$$







# Time

**Learning intention: to display time on the hour using analog clocks**

Watch the video: Let's learn about the clock:

<https://video.link/w/f3r7c>






**Watch the video to learn how to complete today's activity.**

**You will need:**

- paper
- pencils



**Activity**

Draw a clock face. Use a short pencil and a long pencil for the hands on your clock. Make these times on your clock face using the minute and hour hand.

- 12 o'clock      - 7 o'clock
- 3 o'clock        -10 o'clock
- 5 o'clock        -8 o'clock

**Take a photo and upload to Google Classroom**

# Mathletics

Complete a Mathletics activity.





# Monday PE



# Foot skills and passing

Follow the link below to watch the episode and join in the dancing fun with Michelle and Teresa.

[GetActive@Home – Episode](#)





# Monday Science

# End of Term Kahoot!

**You have done such a great job that we are going to do a quiz!**

Click on the link below and enter the game pin. Good luck!

[https://kahoot.it/challenge/02420466?challenge-id=f68aeef8-df66-43c4-a49d-b098dd0c9a89\\_1631083119958](https://kahoot.it/challenge/02420466?challenge-id=f68aeef8-df66-43c4-a49d-b098dd0c9a89_1631083119958)


Game Pin: **02420466**



# Tuesday English




# Learn a new digraph!



# High frequency sight words

## Practice reading and writing your HFSW

- Ask an adult to flash the cards to you quickly
- Write them: in the air, pretend to write them on the floor, on your knee, on your adult's back, on paper, on whiteboards, in sand, etc.



Your sight words were provided in the 'Learning from Home' pack. They are also in your Google Classroom.



# Reading

Using your online PM student login, read 1 book from yesterday and a new book.

Please see the information sheet sent out in regards to accessing these.



# Writing

## Mrs Kehlet Wants a Pet!



Mr Kercheval

# Writing

## Help Mrs Kehlet Find a Pet



**Learning intention:** to provide information about a pet

**What I'm looking for today:**

**You will:**

- Use your keywords to write three sentences about a pet
- Use capital letters
- Use full stops
- Use finger spaces
- Make sure your sentences make sense

## Writing

### Mr K's example



The bulldog has lots of wrinkles on its face and a long, droopy mouth.

They need a good owner to take care good of them because they need all of their wrinkles washed.

Bulldogs also need to be walked every day, but people have to be careful that they do not get too hot or too cold.



# Writing

**Write your sentences for Mrs Kehlet**



**Please upload this task to your online workbook.**



# Tuesday Mathematics






## Warm up

Solve the subtraction problem



## Subtraction with Pictures



$$- 3 = \underline{\quad}$$



Solve the subtraction problem



# Subtraction with Pictures



$$- 8 = \underline{\hspace{2cm}}$$



# Time

**Learning intention: to read analog clocks to the hour using the term 'o'clock'**

Watch the video: What time is it?

<https://video.link/w/j4r7c>





# Time


In your exercise book record the time shown on the following analog clocks:

1.

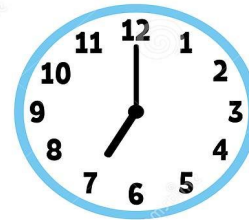
## What time is it?



o'clock



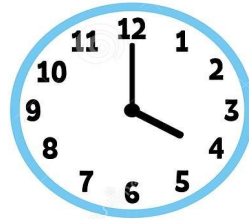
o'clock




o'clock



o'clock



o'clock



o'clock

In your exercise book record the time shown on the following analog clocks:

2.

What time is it?



o'clock



o'clock



o'clock



o'clock



o'clock



o'clock

In your exercise book record the time shown on the following analog clocks:

3.

**What time is it?** 

 <input type="text"/> o'clock	 <input type="text"/> o'clock	 <input type="text"/> o'clock
 <input type="text"/> o'clock	 <input type="text"/> o'clock	 <input type="text"/> o'clock

In your exercise book record the time shown on the following analog clocks:

4.

**What time is it?** 

 <input type="checkbox"/> o'clock	 <input type="checkbox"/> o'clock	 <input type="checkbox"/> o'clock
 <input type="checkbox"/> o'clock	 <input type="checkbox"/> o'clock	 <input type="checkbox"/> o'clock

Take a photo and upload to Google Classroom

# Mathletics

Complete a Mathletics activity.







# Tuesday Geography



# Geography Assessment

## Geography With Mrs Gveric

- Different Places
- My Place
- Places I belong
- Special Places
- Caring for Places and why
- My Country – Aboriginal People

Please type in your first name and the first letter of last name.

[Click to play](#)

Game PIN: **01949680**



# It's a virtual Teddy Bears Picnic!






# Wednesday English

# High frequency sight words

## Practice reading and writing your HFSW

- Ask an adult to flash the cards to you quickly
- Write them: in the air, pretend to write them on the floor, on your knee, on your adults back, on paper, on whiteboards, in sand, etc.



Your sight words were provided in the 'Learning from Home' pack. They are also in your Google Classroom.

# Writing

## What does your favourite teddy bear look like?

**Learning intention:** to write a description about your favourite teddy bear.

**What I'm looking for today:**

**You will:**

- Write 2-3 sentences about your teddy bear
- Use capital letters
- Use full stops
- Use good finger spaces
- Make sure your sentences make sense



## Example

My teddy's name is Rosie. She is small and soft. Rosie is bright and colourful. Her nose and mouth are pink and she has two small black eyes.





# Teddy Took the Train




Listen to the story *Teddy Took the Train* by Nicki Greenberg

[https://storyboxlibrary.com.au/stories/results?&age\\_groups\[\]=preschool-3-5yrs&search=teddy&sort=new\\_to\\_old](https://storyboxlibrary.com.au/stories/results?&age_groups[]=preschool-3-5yrs&search=teddy&sort=new_to_old)

## Activity

Can you make a train out of recycled boxes and other materials you have at home? Once you have finished your creations take your teddies or toys on an adventure!





# Reading

Using your online PM student login, read 1 book from yesterday and a new book.

Please see the information sheet sent out in regard to accessing these.





# Wednesday Mathematics

# Warm Up

Rock and tell the time on the clock

<https://video.link/w/L4r7c>

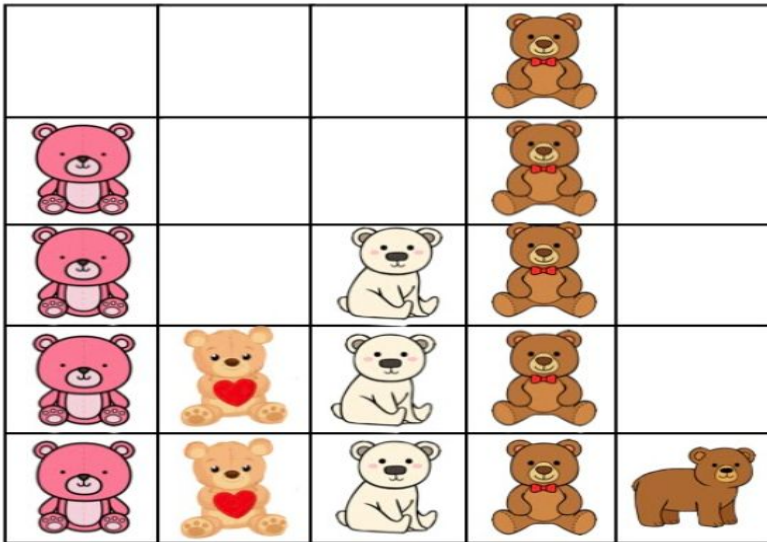




# Teddy Bears Picnic (data revision)

**Learning intention: to read and interpret information in picture graphs**  
 Look at the graphs and answer the questions in your exercise book.

## TEDDY GRAPH

















How many 

How many 

Which picture has the most?

Which picture has the least?

# PICNIC GRAPH

How many 

How many 

Which picture has the most?

Which picture has the least?




Answer the picnic addition problems. Show your working out in your exercise book.

**Learning intention:** to add 2 groups of numbers together to find the total.

# PICNIC PROBLEMS

**You picked 4 pink flowers, then you picked 3 yellow ones. How many flowers do you have in all?**




$$\square + \square = \square$$




# PICNIC PROBLEMS

You see 2 birds in a tree and 7 more in another. How many all together?



+



=



# Mathletics

Complete a Mathletics activity.





# Wednesday

# PE



## We're Going on a Bear Hunt

Click on the link below for today's yoga lesson

<https://video.link/w/IMK7c>





# Wednesday CAPA



# End of Term Kahoot!

**You have done such a great job that we are going to do a quiz!**

Click on the link below and enter the game pin. Good luck!

[https://kahoot.it/challenge/03423454?challenge-id=6e194a7c-48c0-4cba-9b63-491cc620a175\\_1630977008918](https://kahoot.it/challenge/03423454?challenge-id=6e194a7c-48c0-4cba-9b63-491cc620a175_1630977008918)

**Pin: 03423454**



# Thursday English



# Rhyme

Can you find rhyming words for all of these words?

hat	
frog	
ham	
bed	
cake	
back	
paw	
night	

## Learn more about your new digraph!

Click on the picture to see the link for the video






# High frequency sight words

## Practice reading and writing your HFSW

- Ask an adult to flash the cards to you quickly
- Write them: in the air, pretend to write them on the floor, on your knee, on your adults back, on paper, on whiteboards, in sand, etc.



Your sight words were provided in the 'Learning from Home' pack. They are also in your Google Classroom.



# Reading

Using your online PM student login, read 1 book from yesterday and a new book.

Please see the information sheet sent out in regard to accessing these.



# Writing

## Informative Video



Pretend you work at a pet shop.

A family wants to learn information about the animal you have been learning about.

Can you make an informative video for them?





## Writing

### Help Mrs Kehlet Find a Pet

**Learning intention:** to provide information about a pet

**What I'm looking for today:**

**You will:**

- Make an informative video about a pet
- Speak loudly and clearly
- Keep your body still
- Look at the camera



# Writing

## Make an informative video about a pet!



**Please upload this task to your online workbook.**



# Thursday Mathematics

# Warm up



## One less and one more

# One Less & One More

Count them up!



One Less



Number





One More



## One less and one more

# One Less & One More

Work it out!



One Less

Number

One More






# Digital Time

**Learning intention: to read digital clocks to the hour using the term 'o'clock'**

Click on the link to revise digital clocks:

<https://video.link/w/m2r7c>




Watch the video to learn more about digital clocks





Read the time on the analog clocks and write the matching digital times in your exercise book


# Let's LOOK




Read the time on the clock and write the matching digital time.



# Now CHECK




# Let's LOOK




Read the time on the clock and write the matching digital time.



# Now CHECK

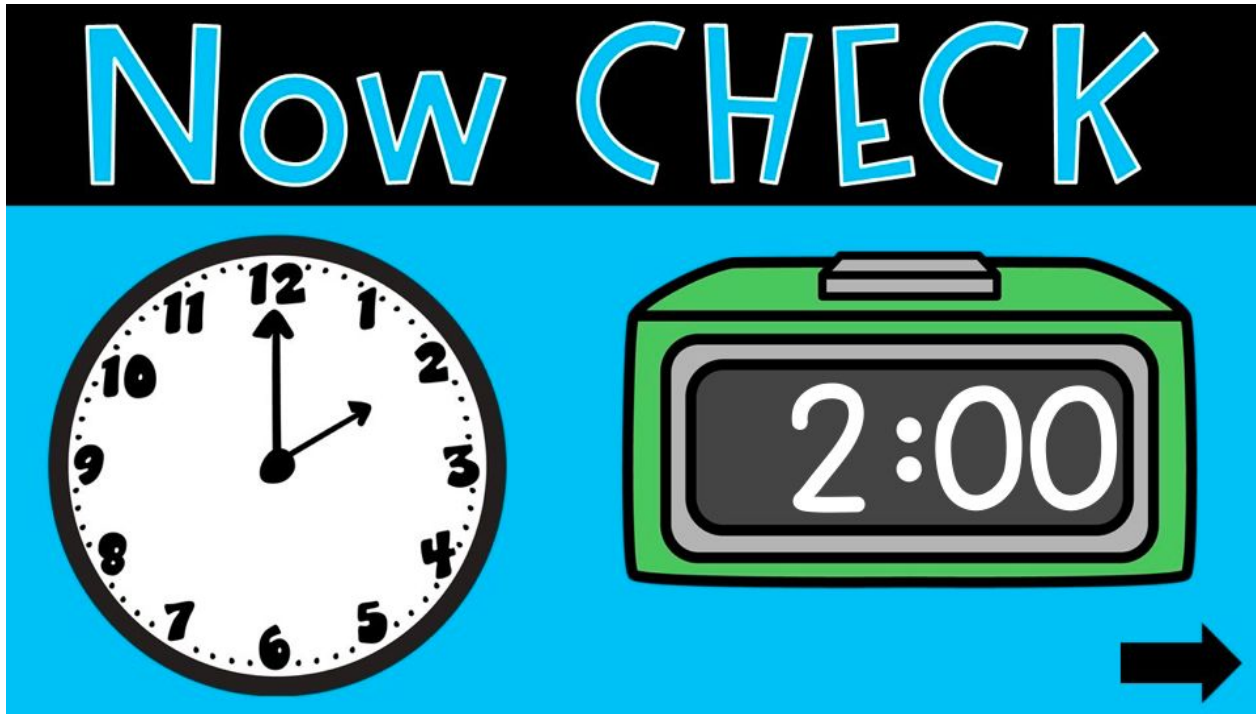


# Let's LOOK



Read the time on the clock and write the matching digital time.





# Let's LOOK



Read the time on the clock and write the matching digital time.




Write it...






# Now CHECK




# Let's LOOK




Read the time on the clock and write the matching digital time.



# Now CHECK



# Let's LOOK



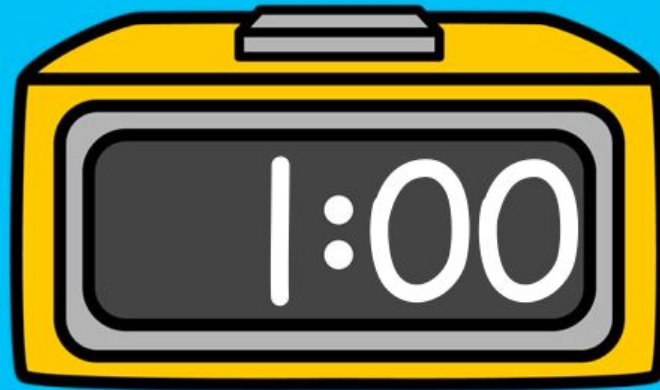

Read the time on the clock and write the matching digital time.



Write it...



# Now CHECK



Take photos and upload to Google Classroom

# Mathletics

Complete a Mathletics activity.





# PDH - Safety





# Staying safe on wheels.

We are learning to recognise safe decisions when travelling.

We will learn that we always wear a helmet when we ride or skate.

We will learn to ride our bikes, scooters and skateboards away from the road.







## Staying safe by wearing a helmet.

Read along with the ebook, 'Who Is Wearing A Helmet', to find out who wears a helmet to keep safe.

*Matilda is wearing a helmet to keep safe.*

*She is riding her horse on the trail.*



24





# Staying Safe by wearing a helmet.

We are safe when we wear a helmet.

*Here is everyone riding safely!*





# Staying safe on a bike.

Watch the video below to learn more about bike safety.

<https://video.link/w/g9z7c>



# Always wear a correctly fitted helmet.



1. Check the helmet is positioned correctly. Can you fit just two fingers between your eyebrows and helmet?

# Always wear a correctly fitted helmet.



2. Check the chin strap is tight enough. Can you fit just two fingers between the helmet strap and your chin?

# Always wear a correctly fitted helmet.



3. Check the straps are correctly positioned and free from twists. Do the straps join in a 'V' just below the ears?

# Always wear a correctly fitted helmet.



4. A grown-up should check you helmet fits correctly and is buckled up properly.



# Safe places to ride our bikes, scooters and skateboards







# Safe places to ride our bikes, scooters and skateboards.





# Staying safe when riding a bike.

## Bike Safety



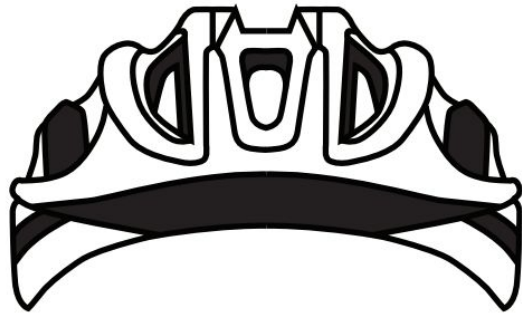


Activity: Test your knowledge of bike safety by playing this **Kahoot!** Please type in your first name and the first letter of last name. The results will be published in your Google Classroom. [Click here to play](#)



# Activity - Draw yourself wearing a helmet

*I am*



*wearing a helmet!*



# Staying safe on wheels.

Reflection: Discuss with an adult what you learnt today about staying safe on wheels. What should you always wear when riding a bike? Where is the safest place to ride your bike?





# Friday

Student resources

# Friday Week 10



# Day

# Friday

## Happy Wellbeing Day!

Wellbeing means being healthy, hopeful and comfortable. Learning is a part of good wellbeing, but sometimes it's good to take a break. Today I will not be posting or marking any work. You will still need to check in and upload a picture of you completing one activity from the grid on the next slide.

We would like you to limit your screen time today and encourage you to go outside, play and spend time doing something you enjoy. Take some time to refresh, look after yourself and *smile!*





*Remember to check in on  
Google Classroom*

# Wellbeing Day Week 10

**Design:** a pirate character or cartoon with items you have around your house.

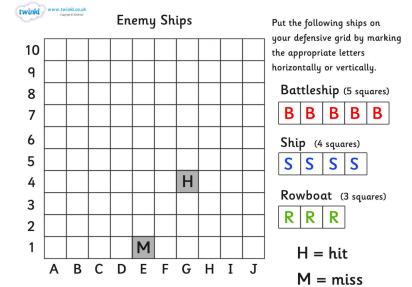


**Create:** a pirate hat from recycled materials around your house..



**Read:** a pirate story.  
Click on the following links  
"Pirates Love Underpants" By Claire Freedman and Ben Cort  
<https://video.link/w/Xvq7c>  
"Pirate Penguins" By Frank Rogers  
<https://video.link/w/qwg7c>  
"Five Minutes to Bed!" By Richard Dungworth and Sharon Harmer  
<https://video.link/w/Nwq7c>  
"Teatime for Pirates" By Richard Dungworth and Sharon Harmer  
<https://video.link/w/yxg7c>

**Design:** a pirate game board that you can play with your family.



**Build:** your own pirate ship using materials you have at home. This could include a cardboard box, paper and sticky tape.



**Make:** a find-a-word using pirate words. You can find a template [here](#), or create one in your book



**Get Active:** Create a dance routine to one of your favourite songs. You might want to include some pirate moves to keep with the theme.



**Cook:** With the help of an adult, make a snack that a pirate would enjoy while sailing on their ship.



Theme: Talk Like a Pirate

*Upload photos and videos of your  
Wellbeing activities to Google  
Classroom*

