



Monday English



Revise your letter names and sounds

Video

[Click here to watch Jolly Phonics](#)

Do you remember what a digraph is? Digraphs are when two letters are put together to make one sound. Today we will continue to look at the digraph 'th'.

'Th' can make two different sounds. A hard and soft sound. Have a look at this video to learn about the soft 'th'

[Soft 'th'](#)


Go on a walk with an adult through the house and backyard. Can you see anything that starts with the sound 'th'? **thing, thorn, thumb, throat.**

In your exercise book, write down the things you find.

High frequency sight words

Practice reading and writing your HFSW

- Ask an adult to flash the cards to you quickly
- Write them: in the air, pretend to write them on the floor, on your knee, on your adults back, on paper, on whiteboards, in sand, etc.



Your sight words were provided in the 'learning from home' pack. They are also in the google classroom.



Reading

Using your online PM student login, read 1 book from yesterday and a new book.

Please see the information sheet sent out in regard to accessing these.



Writing

Tell us about your weekend!



Learning intention: to write a recount about my weekend

Success criteria:

My recount:

- has at least one sentence
- has a capital letter
- has a full stop
- has finger spaces
- makes sense

Please upload this task to your online workbook.



Writing

Your recount about your weekend.




Monday Mathematics



Warm up

Practise writing the numbers 1-20 on a piece of paper using correct formations. If this is easy, write numbers as far as you can go.

Take a photo and upload this task to your online workbook.



Mass

Watch: <https://video.link/w/UI34c>



Discussion:

What is mass?

Mass is the amount of matter an object contains. The more matter something has, the more it will weigh. For example an elephant has more matter in it than a mouse so it's mass is heavier.

What were some heavy objects in the video?

Activity:

Find 2 objects in your home. Place each object on each hand. Which is heavier? Why do you think so?

Record and post a video to Google Classroom.

Mathletics

Complete a Mathletics activity.





Advanced throwing

Follow the link below to watch the episode and join in the advanced throwing fun with Sam and Victor.

[GetActive@Home – Episode](#)






Monday Science

Is it moving?

Why do things move?



Which of these objects can move?

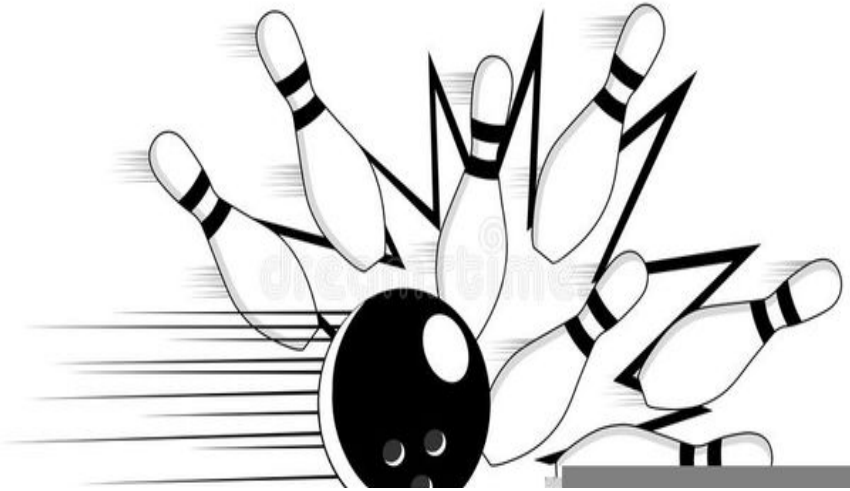


How do we make these objects move?




The ball can move! And
it can move in different
ways!

A ball can **slide**, like this bowling ball



A ball can **roll**, like this ball down the ramp



A ball can **spin**, like this basketball on someone's finger



A ball can **bounce**, like this soccer ball



What can you find?

Can you find things that can slide, roll, spin and bounce?


Draw them in your workbook!

Slide	Roll
Spin	Bounce



Push or Pull

We can make objects move by pushing or pulling them. Can you guess which object is being pushed or pulled?





Tuesday English



Revise your letter names and sounds

Video

[Click here to watch Alphabet Animals](#)



Do you remember what a digraph is? Digraphs are when two letters are put together to make one sound. Today we will continue to look at the digraph **'th'**.

Today you will look at the hard 'th'.

[Hard 'th' video](#)




Show an adult the difference between a hard and soft 'th'

Challenge: Write a sentence with as many 'th' words as you can.

High frequency sight words

Practice reading and writing your HFSW

- Ask an adult to flash the cards to you quickly
- Write them: in the air, pretend to write them on the floor, on your knee, on your adults back, on paper, on whiteboards, in sand, etc.



Your sight words were provided in the 'learning from home' pack. They are also in the google classroom.



Reading

Using your online PM student login, read 1 book from yesterday and a new book.

Please see the information sheet sent out in regard to accessing these.



Writing

The Teacher Olympics!

Learning intention: to predict who is going to win an event in the Teacher Olympics

Success criteria:

I will:

- listen to information about the teachers
- have a good guess
- explain why I had that guess



Please upload this task to your online workbook.

Mr K



Name:
Mr Kercheval

Nickname:
Mr Speedy

Height:
6 pieces of paper

Country:
Australia

Likes to:
Jump on the trampoline

Favourite food:
Spaghetti Bolognese

Mrs Kehlet



Name:

Mrs Kehlet

Nickname:

Creepy Cricket

Height:

6 pieces of paper

Country:

Australia

Likes:

Craft activities

Favourite food:

Hot chips

Mr T



Name:
Mr Tomasich

Nickname:
Sir Kicks-a-lot


Height:
9 pieces of paper

Country:
Australia

Likes to:
Play soccer

Favourite food:
Oysters

Mrs Roda



Name:

Mrs Roda

Nickname:

The Destroyer

Height:

6 pieces of paper

Country:

Australia

Likes to:

Win

Favourite food:

Tuna and rice

Mrs Mann



Name:

Mrs Mann

Nickname:

Bam Bam Mann Mann

Height:

5 pieces of paper

Country:

Australia

Likes to:

Do tricks on her bike

Favourite food:

Chocolate ice cream



Mrs Hazelton



Name:
Mrs Hazelton

Nickname:
Hazel-Ton of Skills

Height:
6 pieces of paper

Country:
Australia

Likes to:
Run up and down the stairs

Favourite food:
Weetbix



Ms Phillips



Name:

Ms Phillips

Nickname:

The Big Boss

Height:

5 pieces of paper

Country:

Australia

Likes to:

Go for walks along the beach

Favourite food:

Homemade pizza



Ms Woods



Name:

Ms Woods

Nickname:

The Warrior

Height:

7 pieces of paper

Country:

Australia

Likes to:

Read books

Favourite food:

Donuts



Writing

The Teacher Olympics!

All of these teachers are going to do high jump.
Who is going to come first, second, and third?



Please upload this task to your online workbook.



Writing

The Teacher Olympics!



All of these teachers are going to do high jump.
Who is going to come first, second, and third?

Write a sentence to tell me who you think is going to come first.

If that is too tricky, draw the teachers on the podium to show who came first, second and third.

If you want a challenge, write some sentences to tell me who is going to come first, second and third.

Here is an example: I think that Mrs Hazelton will win because she would be very fast from running up and down the stairs all the time.

Please upload this task to your online workbook.




Writing

Who will win?

Writing

Who will win?





Tuesday Mathematics



Warm up

Backwards Counting

Count backwards from 20. Use the number line to help if you get stuck. If this is easy, try counting back from a larger number.






Mass

Find 6 objects in your home. In each hand weigh your objects. Order your objects from heaviest to lightest.

Take a photo and upload to Google Classroom.



Heaviest

Lightest

Mathletics

Complete a Mathletics activity.






Tuesday Geography

Special Places in the Community



Special Places



Click on a place to explore!



Playground

Playgrounds often have lots of different things to play on, such as slides, swings and climbing frames. Why do you think playgrounds are special places?



Beach



Some people live near the beach, which means they can often go and visit it. This makes it a special place for their community. At the beach, you can walk, swim, relax and have lots of fun. A beach also has lots of plants and creatures that live there, such as crabs, starfish and jellyfish.

Have you ever been to a beach? What did you do when you were there?





Places of Worship

For some people, their place of worship is a very special place. In a place of worship, people go to pray, be still and reflect. There can be many different places of worship in a community. Have you seen any of these in your community?



Buddhist temple



church



gurdwara



Hindu temple



mosque





School

Schools are special places in communities because they are a place where children can learn, play and have fun with friends.

What makes your school special to you?



Park



Parks are special places because you can play, run, walk, have picnics and enjoy being in nature. Sometimes, a park may even have a pond! What would you like to do at a park?



Think About...



What places
are special in
your
community?

Why are they
special to
you?



Your Special Place

We would love for you now to draw 2 pictures of 2 places that you like, or that is special to you and think about the reasons why.

Think about how these places make you feel, what you can see, hear and even smell.

Geography

My Special Place



In my special place, I can feel...

In my special place, I can see...



My Special Place



In my special place, I can smell...

In my special place, I can hear...





Wednesday English



Revise your letter names and sounds

Video

[Click here to watch Jolly Phonics](#)



This week we learnt the hard and soft th.

When you use the hard 'th' you can hear your voice.

When you use a soft 'th' you can't hear your voice.

Have a practice now so you can see.





Revise your letter names and sounds

On paper, sort out these words into hard and soft 'th'

thing
thief
mother
thumb
that
throat
bath
tooth
brother
Earth
the




Hard 'th'

Soft 'th'

High frequency sight words

Practice reading and writing your HFSW

- Ask an adult to flash the cards to you quickly
- Write them: in the air, pretend to write them on the floor, on your knee, on your adults back, on paper, on whiteboards, in sand, etc.



Your sight words were provided in the 'learning from home' pack. They are also in the google classroom.



Reading

Using your online PM student login, read 1 book from yesterday and a new book.

Please see the information sheet sent out in regard to accessing these.



Writing

The Teacher Olympics!

Learning intention: Create a poster that gives people information about you.

Success criteria:

My poster will tell people:

- my real name and nickname
- my favourite food
- what I like to do

Please upload this task to your online workbook.





Writing

The Teacher Olympics!

There is one more spot in the Teacher Olympics! The teachers have chosen you to be the person included.

Yesterday, you learnt lots of information about the teachers. It was interesting and it helped you decide who could win high jump.

Today, you are going to be writing information so that people can learn about you!

Please upload this task to your online workbook.



Writing

Information about you!



Draw a picture of yourself.

Then, tell people:

Your name

Your nickname (you can make a silly one)


Your favourite food

What you like to do

My Name: Zack

My Nickname: Zippy Zack

Favourite Food: Pizza



What I like to do: Play with my sister

Here is an example:

If this is too tricky, draw pictures instead of writing.

If you want a challenge, write in sentences

(e.g. my favourite food is delicious homemade pizza.)

Please upload this task to your online workbook.



Writing

Information about you!




Wednesday Mathematics



Warm up

Write numbers 1- 20 on small pieces of paper to be used as flash cards. Have an adult flash the card to you. Say the number as you see them. If this is easy, have an adult time you to see how quickly you can call all the numbers. Try this again and see if you can beat the previous time.





Mass

Find objects in the backyard e.g soccer ball, tennis ball, peg, rock, water pistol. Compare two objects at a time. Predict which object would be heavier than, lighter than, or have about the same mass as another object. Take a photo or video of these objects and explain reasons for this prediction in a recording.

Upload to Google Classroom



Mathletics

Complete a Mathletics activity.





Wednesday Get Active



Catching

Follow the link below to watch the episode and join in the catching fun with Sam and Victor.

[GetActive@Home – Episode](#)





Wednesday CAPA

Kearns PS Online Learning Creative and Practical Arts – Early Stage 1

Week 4 - Created by Mrs Nott



You will be listening to some music and drawing a picture to show how you feel about the music.



Popcorn is more than just a treat for the movies, it is a famous piece of music written by Gershon Kingsley in 1969.



Watch the clip and listen to the music....



You will just need a blank sheet of paper or a page in your workbook. Draw for me what you think of when you hear the music.

- When you have completed this activity, **upload it to a Google Doc in your class drive**
- I can't wait to see your artworks



Thursday English



Revise your letter names and sounds

Video

[Click here to watch Alphabet Animals](#)



Do you remember what a digraph is? Digraphs are when two letters are put together to make one sound. Today we will continue to look at the digraph **'th'**.


Brainstorm all of the **'th'** words you know with an adult. After that, make a **'silly picture.'** Draw as many words with **'th'** words as you can on your page. You might draw **three teeth throwing thirteen thick things.** Label your drawing or make a silly sentence with your words.



High frequency sight words

Practice reading and writing your HFSW

- Ask an adult to flash the cards to you quickly
- Write them: in the air, pretend to write them on the floor, on your knee, on your adults back, on paper, on whiteboards, in sand, etc.



Your sight words were provided in the 'learning from home' pack. They are also in the google classroom.



Reading

Using your online PM student login, read 1 book from yesterday and a new book.

Please see the information sheet sent out in regard to accessing these.



Writing

The Teacher Olympics!

Learning intention: To make a video that gives people information about you

Success criteria:

I will:

- speak clearly in full sentences



Please upload this task to your online workbook.

Writing

Watch this video.

Mr K is giving people information about Mrs Phillips.

Tell an adult:

Why would Mr K make this video?

Why do people watch videos like this?

What information did we learn about Ms Phillips?



Please upload this task to your online workbook.

Writing

Information about you!

Pretend you are a presenter. Just like Mr K did, create a video about the new competitor in the teacher Olympics - YOU!



Please upload this task to your online workbook.




Thursday Mathematics



Warm Up

Using the flash cards you made yesterday, place the numbers in order from 1-20.



Position

Watch the video: <https://www.youtube.com/watch?v=8F0NYBBKczM>

We use words such as next to, on, in and under to help us describe where something is located.

Look at the picture.



Using positional words. Tell me:

- Where the slippers are located?
- Where are the books?
- Where is the bed?
- Where is the soccer ball?
- Where is the robot?
- Where are the blocks?

Mathletics

Complete a Mathletics activity.





Thursday STEM



STEM

Create your own Olympic Mascot!

Using lego or loose parts, create your own mascot for the 2021 Tokyo Olympics.



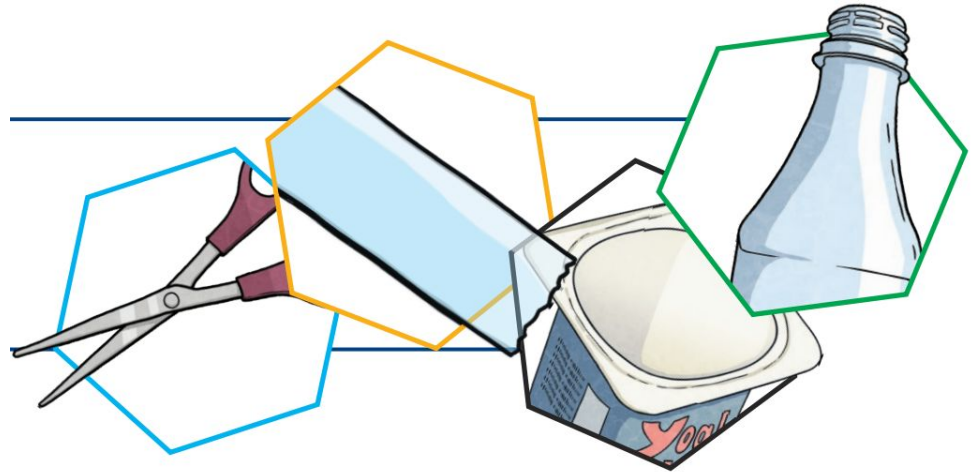
Build an Olympic Mascot.

Goal:

To build an Olympic mascot.

Possible Materials:

- Materials to build your mascot - for example - boxes, yoghurt containers, straws, ribbon, any recycled materials, lego (use things you have around your house)
- Paper
- Coloured pencils
- Scissors
- Glue/sticky tape





Friday English

Revise your digraphs, sight words and letter sounds



Video

[Click here for your phonics video](#)



Get an adult to test you on your sight words. You can record this and send it to your teacher if you think you can recall all of your words instantly.

Ask an adult to quiz you on your letter sounds.



Reading

Using your online PM student login, read 1 book from yesterday and a new book.

Please see the information sheet sent out in regard to accessing these.



Writing

The Teacher Olympics!

Learning intention: To write two sentences that give people information about yourself.

Success criteria:

My sentences:

- *have capital letters*
- *have full stops*
- *have good spaces*
- *make sense*
- *give people information about me*



Please upload this task to your online workbook.



Writing

Oh no!

Some people missed the news, so they didn't get to learn information about you. They're upset!



Luckily there are lots of ways to get information. You are going to be in the newspaper! Write two sentences about yourself so people can learn some information about you. Use your picture from Wednesday or your video from yesterday to help you.

For a challenge, write more sentences to give more information about yourself.

Please upload this task to your online workbook.



Writing

Two sentences about you.




Friday Mathematics



Warm up

Addition with cards

Using a deck of playing cards, turn two cards over. Add these numbers together to find the total. To help work out the answer quickly, try using the counting on strategy. Put the larger number in your head and count on the smaller number.



$$4 + 6 = \underline{\hspace{2cm}}$$

Position

Have a parent hide a toy from you somewhere in a room.



Have your parent/sibling give you clues to find the toy using positional language. Eg. it is on top of a cupboard, it is next to the sofa, it is in a big box.

Try to find your toy using the clues. Video record your finding and describe where it was using positional language. Eg. I found the toy in a box, next to the cupboard.

Please upload this task to your online workbook.



Mathletics

Complete a Mathletics activity.





Friday PDHPE



FitFUTURES
building active lifestyles

Dance

Watch and join in with today's online dance lesson.



https://drive.google.com/file/d/1NGCBnFn09G5GKkTXgrX67O1zUGak_dvd/view

