



Monday English

Warm up your body

Stretch your body like a cat.

As a warm up today, stretch like a cat.

1. Get on all fours.
2. Stretch out your arms and then stretch your legs.
 1. Push back onto your legs.
 2. Arch your back for a big, long stretch.





Phonics

Learn a new digraph!

NSW Department of Education

Phonics
Learn a new sound!



5


NSW GOVERNMENT

Mr Kercheval

High frequency sight words

Practise reading and writing your HFSW

- Ask an adult to flash the cards to you quickly
- Write them: in the air, pretend to write them on the floor, on your knee, on your adult's back, on paper, on whiteboards, in sand, etc.



Your sight words were provided in the 'Learning from Home' pack. They are also in your Google Classroom.



Reading

Using your online PM student login, read 1 book from yesterday and a new book.

Please see the information sheet sent out in regard to accessing these.



Writing

Learn about the T-rex!



Learning intention: *to write facts about a T-rex*

What I am looking for today:

I will:

- *Read a text about a T-rex*
- *Decide which facts are important*
- *Sort facts into appearance, diet, habitat and interesting facts*

Writing



You can complete the whole lesson here with Mr K and Mrs Kehlet

Writing

Read with Mr K



Mr Kercheval

Writing

Before you read with Mr K!




When you are reading with Mr K, look for 4 facts.

1. What did the T-rex look like? **(Appearance)**
2. What did it eat? **(Diet)**
3. Where did it live? **(Habitat)**
4. What is something REALLY interesting?



Writing

Read with Mr K





Writing

On paper, draw 4 boxes like this:

Did you find those four facts in the book?

Appearance is what it looked like

Diet is what it ate

Habitat is where it lived

Name: _____

Tyrannosaurus Rex

<i>Appearance</i>	<i>Diet</i>
<i>Habitat</i>	<i>Interesting Fact</i>

If you found the four facts, write them in the correct box. If you are not sure about the four facts, read the book with Mr K again!

Please upload this task to your online workbook.



Writing

Keep me!

Please keep your page with the four boxes for tomorrow. You will need it!

Tyrannosaurus Rex Name: _____

<i>Appearance</i>	<i>Diet</i>
<i>Habitat</i>	<i>Interesting Fact</i>



Monday Mathematics

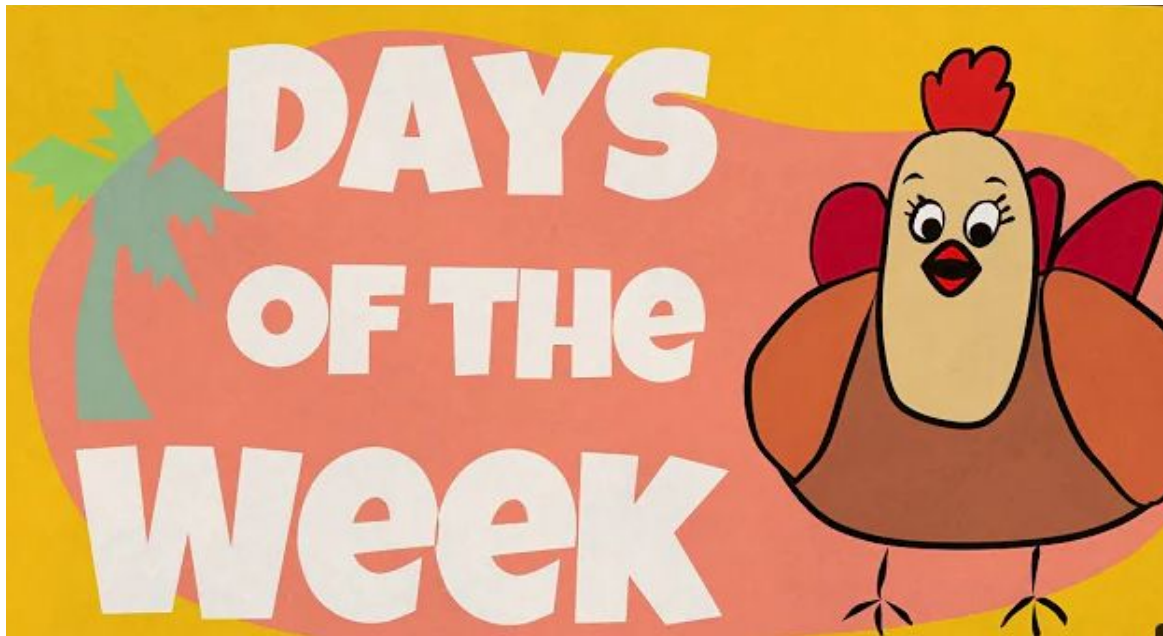


Warm up

Sing along and revise the days of the week. Click on the link below.

<https://video.link/w/3Md5c>

- How many days are in a week?
- What day it is today?





Friends of 10

Watch this video and learn how to play friends of 10 snap.



Mathletics

Complete a Mathletics activity.





Monday

PE

Forehand and backhand strike

Follow the link below to watch the episode and join in the striking fun with Sam and Victor.

[GetActive@Home-Episode](#)





Monday Science

Watch the video below for today's Science lesson





Tuesday English



Phonics

Practise your digraph!

Watch this video to practise some ng words.


Afterwards, make a ng word out of loose parts in your house. You might choose to make a **swing**, **king** or **ring**!



High frequency sight words

Practice reading and writing your HFSW

- Ask an adult to flash the cards to you quickly
- Write them: in the air, pretend to write them on the floor, on your knee, on your adult's back, on paper, on whiteboards, in sand, etc.



Your sight words were provided in the 'Learning from Home' pack. They are also in your Google Classroom.



Reading

Using your online PM student login, read 1 book from yesterday and a new book.

Please see the information sheet sent out in regards to accessing these.



Writing

Yesterday you wrote facts about a T-rex!

You learnt facts about the T-rex and wrote them down.

What you did is called **collecting information**.

If you didn't complete Monday's writing, please do that instead, as you need to complete Monday's writing in order to complete Tuesday's writing.



Tyrannosaurus Rex Name: _____

<i>Appearance</i>	<i>Diet</i>
<i>Habitat</i>	<i>Interesting Fact</i>



Please upload this task to your online workbook.



Writing

Turn your interesting facts into sentences.

Learning intention: To write an informative text about a T-rex

What am I looking for today:

You will:

- *write a title that tells the reader what your text is about*
- *use your facts to help you write a sentence about a T-rex's*
 - *appearance and*
 - *diet*



Look at the example on the next slide.

Please upload this task to your online workbook.



Writing

Turn your key words into sentences.

Show an adult your words from yesterday. Can you turn them into a sentence? Say the sentence out loud before you write it

Here is an example



My words from yesterday.

bus

giraffe

My sentence

The T-rex was as long as a bus and as tall as a giraffe.

My key words helped me remember the information that I learnt yesterday.

Please upload this task to your online workbook.



Writing

Your sentences

Appearance

Diet



Tuesday Mathematics

Warm up

- Count forward to 30 (if easy count forward as far as you can)
- Can you count backwards from 20? (if easy, count back from a larger number)

Interactive Number Chart

1	2	3	4	5	6	7	8	9	10
11	12	13	14	15	16	17	18	19	20
21	22	23	24	25	26	27	28	29	30
31	32	33	34	35	36	37	38	39	40
41	42	43	44	45	46	47	48	49	50
51	52	53	54	55	56	57	58	59	60
61	62	63	64	65	66	67	68	69	70
71	72	73	74	75	76	77	78	79	80
81	82	83	84	85	86	87	88	89	90
91	92	93	94	95	96	97	98	99	100



Friends of 10



You will need:

- a cup
- 10 coins (double sided counters)
- a piece of paper
- Pencil



Watch the video to learn how to play.

Place the coins in a cup and give the cup a little shake. Tip them out and sort the coins into groups. One group of **tails** and one group of **heads**.

How many heads did you have? How many tails did you have? Record the two numbers. These will add to 10. Repeat this several times to see how many different friends of 10 you can find. Record your combinations.

Please upload this task to your online workbook.

Mathletics

Complete a Mathletics activity.





Tuesday Geography



What places do I belong to?

Most families have a car they use to drive to different places.

- Where do you think this car has been?
- How could we know?
- What places do you go where you could use these things?





Look closely
At the pictures. What
are these places?



What places
do you go to
once a week?



What
places do
you go to
most days?



What places do
you go to once
a year?



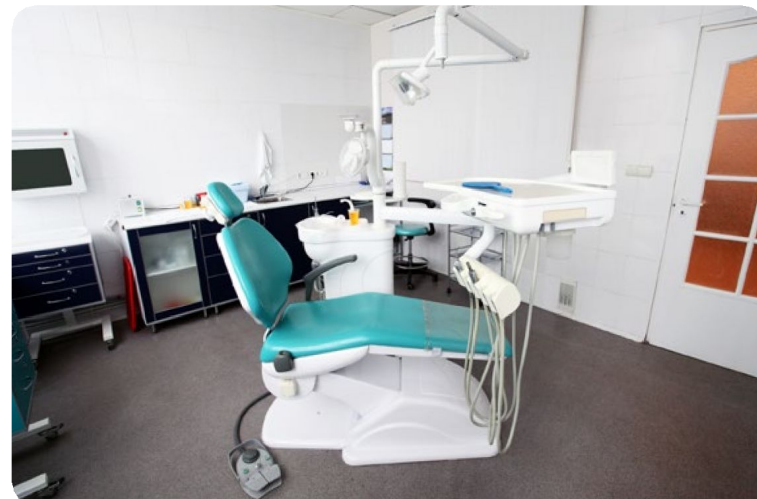
What places
do you go to
sometimes?



We can imagine what it would be like in another place by pretending to step inside the picture



Pretend to step inside these pictures.
What might you see, hear or smell?







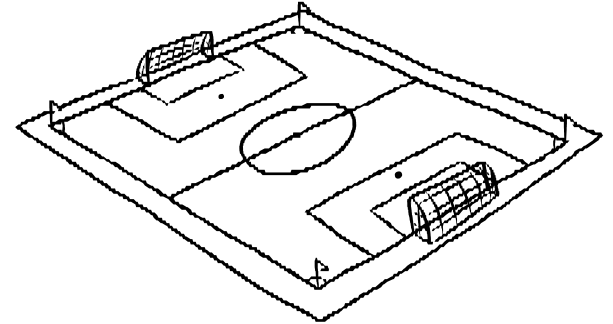
Imagine you are going to visit some places. Watch the video and act out what you would do in each place.

<https://www.inquisitive.com/video/830-step-inside>

Record this and upload to Google Classroom



People often go to places because they belong to a group who uses it. Match each group to their place





**What places do you belong to?
Draw them in your workbook**

A large, empty rounded rectangular box with a thin black border, intended for drawing a place that the student belongs to.A large, empty rounded rectangular box with a thin black border, intended for drawing a place that the student belongs to.A large, empty rounded rectangular box with a thin black border, intended for drawing a place that the student belongs to.A large, empty rounded rectangular box with a thin black border, intended for drawing a place that the student belongs to.



**Well done on all your hard work today,
Kindergarten.**

We are proud of all the work you are doing.



[This Photo](#) by Unknown Author is licensed under [CC BY-SA-NC](#)



Wednesday English




Phonics

Learn a new digraph with Mr K!



NSW Department of Education

Phonics

Learn a new sound!




7



Mr Kercheval

night



High frequency sight words

Practice reading and writing your HFSW

- Ask an adult to flash the cards to you quickly
- Write them: in the air, pretend to write them on the floor, on your knee, on your adults back, on paper, on whiteboards, in sand, etc.



Your sight words were provided in the 'Learning from Home' pack. They are also in your Google Classroom.



Reading

Using your online PM student login, read 1 book from yesterday and a new book.

Please see the information sheet sent out in regard to accessing these.





Writing

Yesterday you turned your facts about **appearance** and **diet** into sentences.

Today, you are going to do something similar.

You are going to turn your **habitat fact** and your **interesting fact** into a sentence.

Here is an example

My key words

lakes

streams

My sentence:

The T-rex liked to live near lakes and streams.

My key words helped me remember the information that I learnt.



Writing

Turn your interesting facts into sentences.

Learning intention: to write an informative text about a T-rex

What I am looking for today:

You will:

*- use your fact to help you write a sentence about a T-rex's **habitat***

*- use your fact to help you write a sentence using **an interesting fact** about a T-rex*



Please upload this task to your online workbook.



Writing

Your sentences

Habitat

Interesting Fact



Wednesday Mathematics



Warm up

Sing and move with Jack Hartmann. Click on the link below.
<https://video.link/w/VMd5c>






Teddy Subtraction

Revise subtraction and learn how to complete today's Maths activity with Mrs Kehlet.

You will need:

- 10 teddy bears
- dice
- pencil
- paper
- blanket if you wish



Please upload this task to your online workbook.

Mathletics

Complete a Mathletics activity.





Wednesday

PE - Yoga

Yoga

Click on the link below.
Join in today's Cosmic kids yoga lesson.

<https://video.link/w/laq5c>





Wednesday CAPA

CAPA

NSW Department of Education



Step 3
Start with the face



Step 4
Start building around your picture



Mrs Nott is all done, Mr K looks a little funny!



Step 1

Step 2







Thursday English



Phonics

Practise your digraph!

Watch this video to practise some 'igh' words.

Afterwards, make a 'igh' word out of loose parts in your house.
Can you make a **knight**?



High frequency sight words

Practice reading and writing your HFSW

- Ask an adult to flash the cards to you quickly
- Write them: in the air, pretend to write them on the floor, on your knee, on your adults back, on paper, on whiteboards, in sand, etc.



Your sight words were provided in the 'Learning from Home' pack. They are also in your Google Classroom.



Reading

Using your online PM student login, read 1 book from yesterday and a new book.

Please see the information sheet sent out in regard to accessing these.



Writing


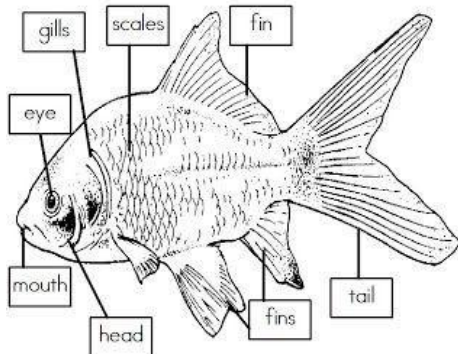
Diagrams



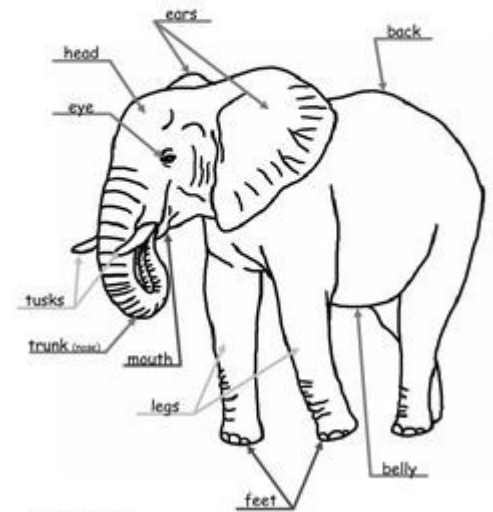
Last week you learnt how to make a diagram. Diagrams are helpful when they are used in informative texts because they provide us with lots of interesting information. They are also fun and easy to read.

Read more about the T-Rex with Mr K on the next page.

Please upload this task to your online workbook.




©Sheri Amsel
www.exploringnature.org



Writing

Read Tyrannosaurus with Mr K



Writing

Make a diagram of a T-rex



Learning intention: To draw and label a diagram of a T-Rex

What I am looking for today:


You will:

- *draw a detailed picture of a T-Rex*
- *label all of the parts that you think are important*

Writing


What **great** work looks like.

Teeth



This work is **good**.
You labelled a part
of the T-rex.

Huge teeth



This work is **great**.
You labelled a part
of the T-rex and
used an adjective.



Writing

What **SPECTACULAR** work looks like.



Enormous, sharp teeth that could tear meat from bones

This work is **above and beyond**. You labelled a part of the T-Rex, used adjectives and added interesting information.





Thursday Mathematics

Warm Up



What numbers come before and after?

Before and After



What numbers come before and after?





Before and After



What numbers come before and after?



Subtraction Bowling

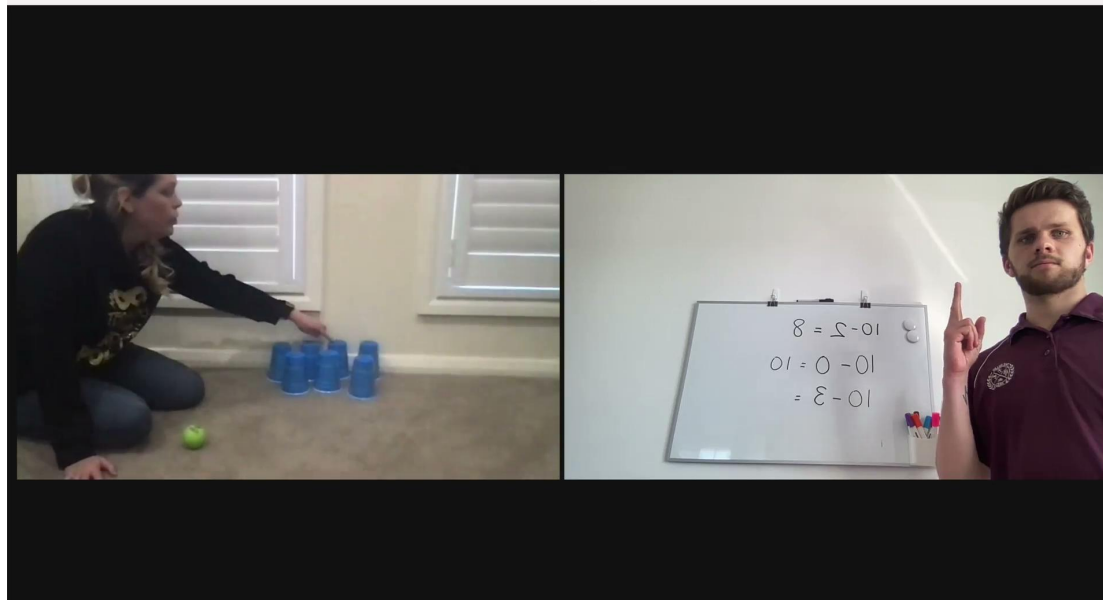


You will need:

- 10 plastic cups (or blocks)
- small ball



Watch the video to learn how to complete this activity with Mr K and Mrs Kehlet.



Take some photos or a video and upload to Google Classroom

Mathletics

Complete a Mathletics activity.





PDH - Safety






Staying Safe in The Pool

Learning Intention: We are learning to stay safe in the pool.

Success Criteria: I understand I only swim with adult supervision.

I understand I never swim alone.

Watch the video below.





[Click here](#) to learn how to be safe in the pool





Staying Safe in The Pool

Pool Safety

Take care of each other when playing in the pool.

Be careful when diving into the pool!



Playing in the pool is fun! Remember to only go swimming when an adult is present.

Water makes things slippery! Never run within the pool area.



Safety Rules for the Pool





Safety Rules for the Pool




**Make sure
an
ADULT
is
Supervising**





Safety Questions - Discuss with an adult

Watch the video below





Safety Questions - Discuss with an adult

The wet tiles around pools are slippery.

What should you always do?



walk because
you could slip





Safety Questions - Discuss with an adult

How should you act near a pool?



sensibly





Safety Questions - Discuss with an adult

Why must you always be supervised when swimming?



if you experience trouble there is someone there to help you





Safety Questions - Discuss with an adult

When should you go swimming?




when there is
someone to
supervise you





Watch the video below to learn how to play the Kahoot.



Activity: Test your knowledge of staying safe in the pool by playing this **Kahoot!** Please type in your first name and the first letter of last name. All students in Early Stage 1 will be taking part in this challenge. The results will be published in your Google Classroom tomorrow morning.

[Press here to play](#)






Staying Safe in The Pool

Reflection: Discuss with an adult one thing you learnt today about how you can stay safe in the pool.


Watch video below.





Friday English

Handwriting





Reading

Using your online PM student login, read 1 book from yesterday and a new book.

Please see the information sheet sent out in regard to accessing these.





Writing

You are a dinosaur expert!

A dinosaur expert is called a *paleontologist*.

Your job today is to pretend that you are a paleontologist.

Make an informative video that teaches your audience about a T-Rex's appearance, diet, habitat or any other interesting facts.

Can you make your video EXTRA interesting? Can you use a funny expert voice? Do you have a coat that makes you look smarter? Do you have pretend glasses or a funny hat? Use these to make your video more interesting!

Please upload this task to your online workbook.

Writing

Make an informative video



Learning intention: to create an informative video about a T-Rex

What I am looking for today:

You will:

- *speaking in a clear, loud voice*
- *using interesting words*
- *saying one fact about a T-Rex's appearance, diet and habitat*

Please upload this task to your online workbook.

Writing

Watch Mr K's informative video about the triceratops.



Now, make your own informative video. You can read your writing from this week out loud to help you. Remember to make the video interesting!

Please upload this task to your online workbook.



Friday Mathematics



Warm up

What comes next in the pattern?

Continuing Patterns





What comes next?

Continuing Patterns

A sequence of five rounded rectangular boxes arranged horizontally. The first box contains an orange square. The second box contains a green triangle. The third box contains an orange square. The fourth and fifth boxes are empty, intended for the student to draw the next shapes in the pattern.

LEGO Tower Subtraction




You will need:

- 10 LEGO or DUPLO bricks
- 1 ball
- dice



Watch the video to learn how to complete this activity with Mr K and Mrs Kehlet.



Take a photo and upload to Google Classroom

Mathletics

Complete a Mathletics activity.





Friday PE



FitFUTURES
building active lifestyles

Dance

Watch and join in with today's online dance lesson.



<https://drive.google.com/file/d/1ZQbUR1YY-pPOp6L8ZbXzj-ARX-HhuUpa/view>

