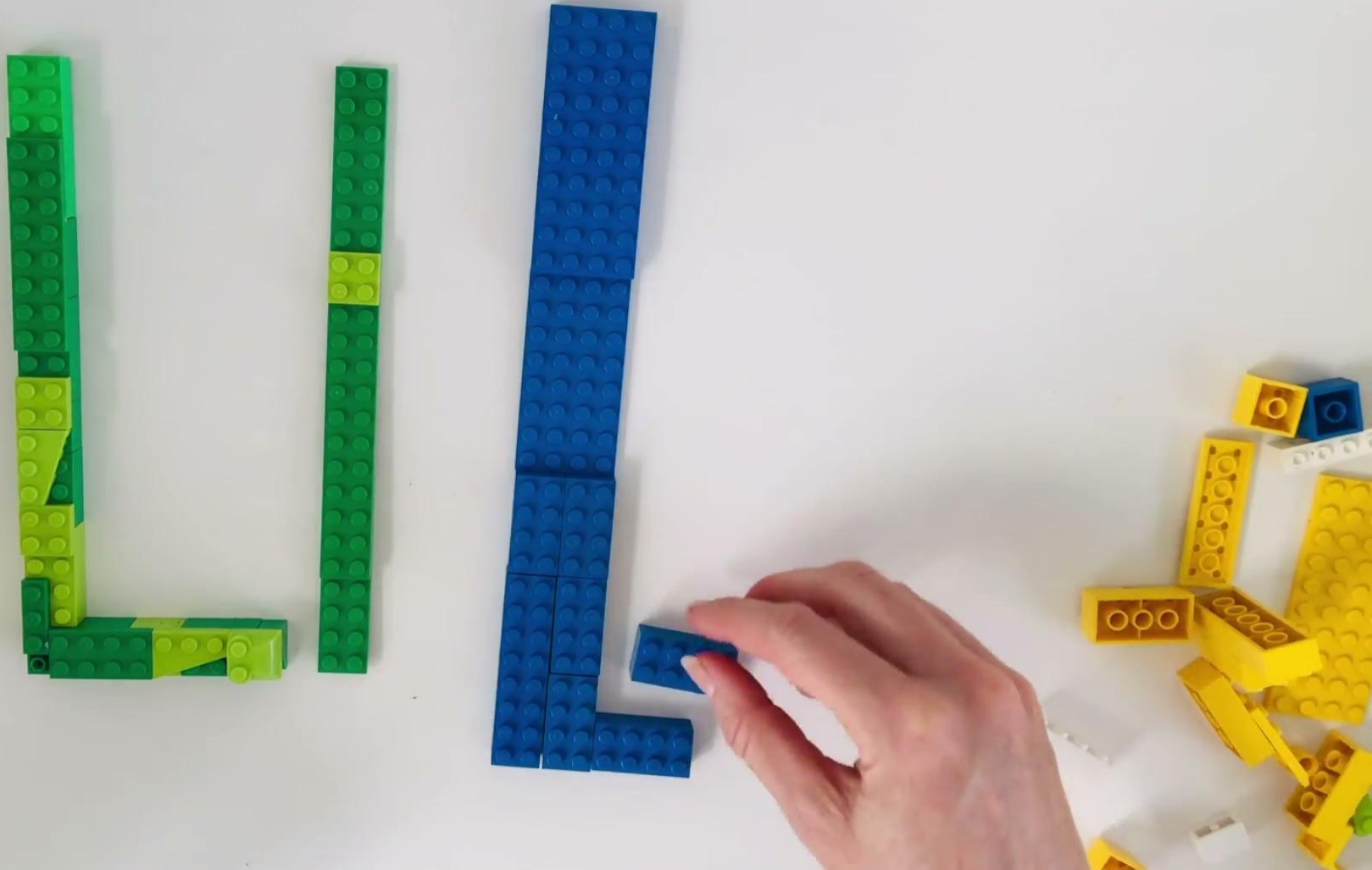




Monday English

Handwriting


Please upload this task to your online workbook.



High frequency sight words

Practise reading and writing your HFSW

- Ask an adult to flash the cards to you quickly
- Write them: in the air, pretend to write them on the floor, on your knee, on your adult's back, on paper, on whiteboards, in sand, etc.



Your sight words were provided in the 'Learning from Home' pack. They are also in your Google Classroom.



Reading


Using your online PM student login, read 1 book from yesterday and a new book.

Please see the information sheet sent out in regard to accessing these.



Writing

Watch this video!



What went wrong for Mr K?

What would have helped Mr K?

What should he have done before he read the procedure?

Writing

Read the procedure on the next page

Think about ALL of the materials that you will need to follow this procedure.

Fill in the **'things that you will need'** box so that another person doesn't miss out like Mr K!



Writing

Make your own procedure

Learning intention: to write a list of materials

What I'm looking for today:

You will:

- Read the procedure about how to make a milkshake
- Think about everything that you will need
- Write down everything you will need in the 'things you will need' box.



Writing: Read this procedure

How to Make a Strawberry Milkshake

What you will need:

-
-
-

Steps:

First, scoop three spoonfuls of ice cream into the blender.

Next, pour in a splash of milk.

Then, squirt a small amount of strawberry syrup on top of the ingredients.

After that, blend all of the ingredients together for 30 seconds and pour your delicious milkshake into a cup.

Finally, top your drink off with some whipped cream and enjoy your treat.





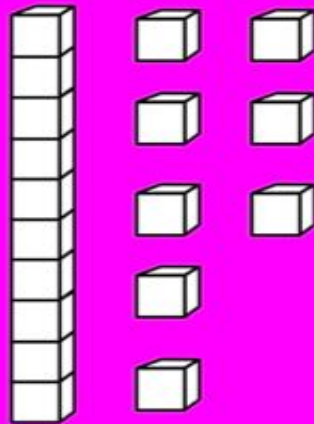
Monday Mathematics



Warm up

How many MAB cubes can you count below?

THE NUMBER IS...



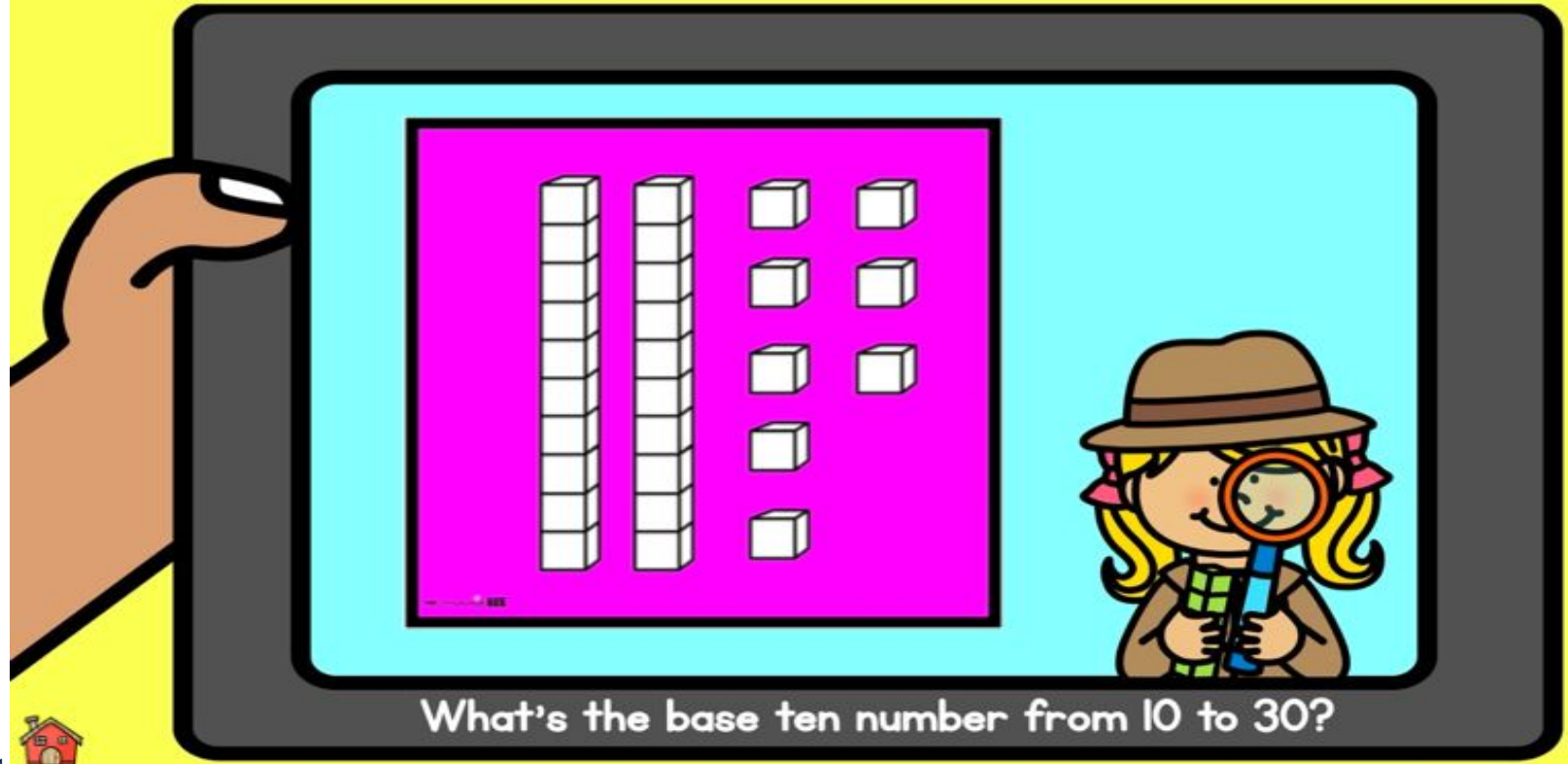
What's the base ten number from 10 to 20?



Warm up

How many MAB cubes can you count below?

THE NUMBER IS...



The image shows a hand pointing to a screen. On the screen, there are two vertical rods of 10 cubes each, and two groups of 5 cubes each. To the right of the screen is a cartoon detective character wearing a hat and holding a magnifying glass. Below the screen, the text asks: "What's the base ten number from 10 to 30?"





Ordinal Numbers

Learning intention: we are learning to read and use ordinal numbers.

Click on the link below to revise ordinal numbers

<https://video.link/w/DTCCc>





Ordinal Numbers

Activity:

The animals in the picture below have just finished competing in a running race. Using ordinal numbers, record a video explaining the position each animal places. E.g. the giraffe came first

Please upload this task to your online workbook.



Mathletics

Complete a Mathletics activity.







Monday PE



Obstacle Course

Design your own obstacle course to complete in your backyard.



Upload a photo of your obstacle course to your online workbook




Monday Science

Weather

What is weather?

Watch this video about weather



Weather

What is weather?

Some people have jobs where they look at changes in the weather. They are called **meteorologists**. They make reports to tell us what the weather will be like.


<https://www.sesamestreet.org/videos?vid=3271>



Weather

What is weather?

We use symbols to know what the weather is. Read this story to understand what the symbols are.



Weather

What is weather?

Look outside your window. What can you see?



Can you think which pictures could mean **Sunny**, **Cloudy**, **Windy**, **Rainy**, **Stormy** or **Snowy**?

Weather

Can you draw and write what activities you would do during each type of weather?



Hot day

I am _____



Rainy day

I am _____



Windy day

I am _____



Cold day

I am _____



Wednesday English

Phonics

NSW Department of Education


Ready?



High frequency sight words

Practice reading and writing your HFSW


- Ask an adult to flash the cards to you quickly
- Write them: in the air, pretend to write them on the floor, on your knee, on your adults back, on paper, on whiteboards, in sand, etc.



Your sight words were provided in the 'Learning from Home' pack. They are also in your Google Classroom.

Writing

Continue your own procedure



Please upload this task to your online workbook.

Writing

Continue your procedure

Learning intention: to write a procedure about how to make a sandwich

What I'm looking for today:

You will:

- Write all of the steps in order
- Use time connectives
- Add pictures to each of your steps



Writing

Continue your own procedure

Steps:

First, _____.

Next, _____.

After that, _____.

Finally, _____.

Please upload this task to your online workbook.



Reading

Using your online PM student login, read 1 book from yesterday and a new book.

Please see the information sheet sent out in regard to accessing these.







Wednesday Mathematics



Warm Up

Place the numbers below in order from smallest to largest


 **Ordering Numbers** 

Order the numbers below:


4 **1** **5** **2** **3**

Warm Up

Place the numbers below in order from smallest to largest



Ordering Numbers



Order the numbers below:

9

7

6

10

8




Multiplication and Division

Learning intention: We are learning to group and share concrete materials to solve problems

Listen to the story 'The Doorbell Rang' by clicking on the link below

<https://video.link/w/GbSCc>





Multiplication and Division


Learning intention: We are learning to group and share concrete materials to solve problems

You will need:

An even number of objects (10-20) eg biscuits, marbles, blocks

Share objects from around your home equally as shown in the video below.

Draw a picture to show your results.



Take a photo and
upload to
Google Classroom

Mathletics

Complete a Mathletics activity.





Wednesday

PE

Yoga



Calypso the Flamingo: A Cosmic Kids Yoga Adventure

<https://video.link/w/znhDc>





Wednesday CAPA



Drama


Learning Intention: We are learning to use mime and movement

Watch and follow the actions in the 'Listen and Move' video by clicking on the link below.

<https://video.link/w/Vd18c>



Watch the video below to learn more about today's activity



Activity

Mime and movement involves communication through gestures and actions without speaking.


Mime an action or an animal to someone at home and see if they can guess what you were doing. How did they know?

Upload a video of your acting to google classroom



Thursday English


Phonics



High frequency sight words

Practice reading and writing your HFSW

- Ask an adult to flash the cards to you quickly
- Write them: in the air, pretend to write them on the floor, on your knee, on your adults back, on paper, on whiteboards, in sand, etc.



Your sight words were provided in the 'Learning from Home' pack. They are also in your Google Classroom.



Reading

Using your online PM student login, read 1 book from yesterday and a new book.

Please see the information sheet sent out in regard to accessing these.



Writing

Watch this funny video!



Writing

Your turn!



Write some instructions for a family member.

They should tell your family member how to make a sandwich.

Your family member will follow EXACTLY what the instructions said, just like the video.

If you would like to, record your family member trying to make the sandwich and upload it to the Google Stream.

Please upload this task to your online workbook.

Writing

Make your own procedure

Learning intention: to write a procedure for a family member

What I'm looking for today:

You will:

- Use time connectives
- Use the correct verbs
- Write your instructions carefully

Your family member will:

- Follow EXACTLY what you wrote







Thursday Mathematics



Warm Up

Place the numbers below in order from smallest to largest



 **Ordering Numbers** 

Order the numbers below:

13 **11** **14** **12** **15**

Warm Up

Place the numbers below in order from smallest to largest

 **Ordering Numbers** 

Order the numbers below:


20 **16** **18** **17** **19**




Multiplication and division

Learning intention: We are learning to record grouping and sharing informally using pictures, words and numerals


Watch the video below to learn how to complete today's activities.





Answer the questions on the following slides and upload your work to Google Classroom.






___ groups of ___






— groups of —



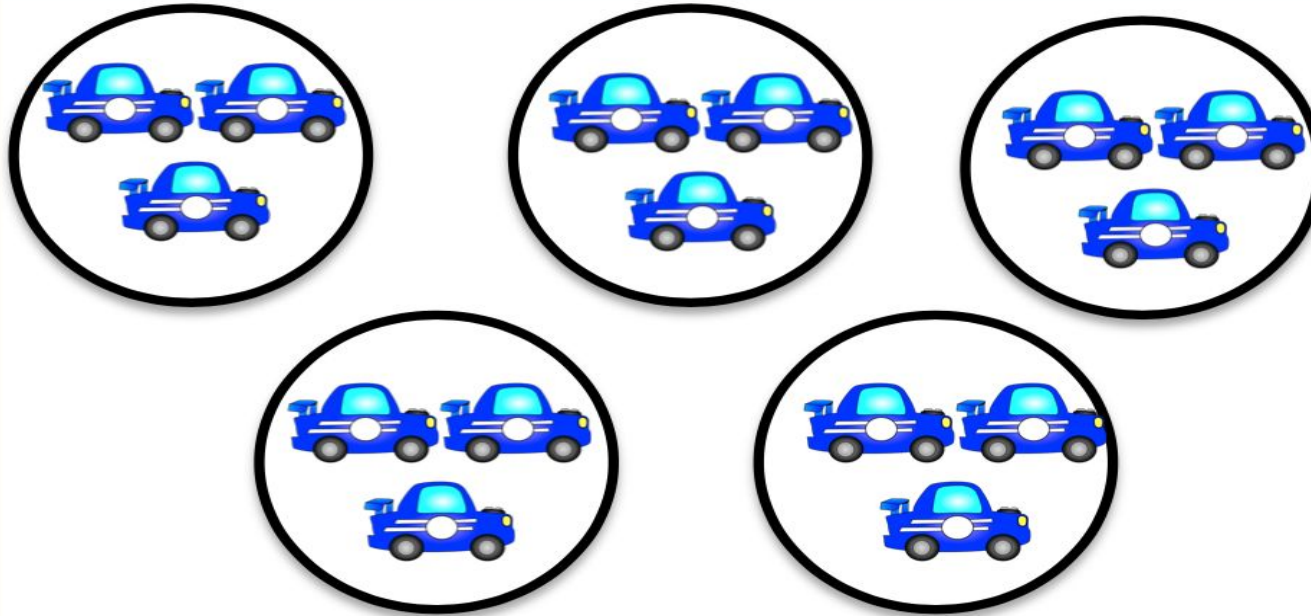
___ groups of ___



___ groups of ___



___ groups of ___



___ groups of ___

Please upload this task to your online workbook.

Mathletics

Complete a Mathletics activity.





PDH - Safety






We are learning that medicine needs to be given to us by an adult and stored safely.



We all get sick sometimes. Read along to the story.

<https://video.link/w/Avb9c>



When we get sick we sometimes need to take medicine.

Only adults can give us medicine.



Watch the following video to learn more about medicine.

<https://video.link/w/1xb9c>





Medicine should be stored safely and out of reach of children.



Medicine should only be given to us by a grown-up.



Medicine should never be shared.



Watch the clip to learn more about being safe around medicines.

<https://video.link/w/28b9c>



Listen to the song 'Taking Medicine'



<https://video.link/w/xBb9c>





Test your knowledge of *Medicines* by playing this **Kahoot!**

Please type in your first name and the first letter of last name.

The results will be published in your Google Classroom.

Press [here](#) to play.



When I am sick

Task:

I tell _____ when I am feeling sick.


_____ looks after me when I am sick.

I only take my _____ medicine.

_____ always gives me my medicine.



Reflection: Discuss with an adult what you learnt about medicine.





Friday

Wellbeing Day

Friday Week 2



Day

Friday

Happy Wellbeing Day!

Wellbeing means being healthy, hopeful and comfortable. Learning is a part of good wellbeing, but sometimes it's good to take a break. Today I will not be posting or marking any work. You will still need to check in and upload a picture of you completing one activity from the grid on the next slide.

We would like you to limit your screen time today and encourage you to go outside, play and spend time doing something you enjoy. Take some time to refresh, look after yourself and *smile!*



*Remember to check in on
Google Classroom*

Dance 2 B Fit

Join your teacher and classmates for some fun dancing!
The time and zoom link can be found below this table.



Showtime!

Read these 3 names.
Elastigirl, Batman, Superman.
Find a family member and act out these 3 superheroes. See if they can guess who you are!



You're super!

Draw yourself as a superhero. Think about what your special power could be. What is your weakness? Tell a family member a story about your superhero.



Become a Musician!

Find some items around your home that you could use as a musical instrument (bowls, pans, cans, plastic packets, cups). Make your superhero theme song.



Get Building!

Pretend that you are a superhero. You are going to need a Superhero HQ (Headquarters). Use items from your home (cardboard boxes, couch cushions, blankets) to make one.



Be a Super Helper!

Superheroes help people. Think about your superpowers. Can you use your super speed to help your family do the dishes? Can you use your super strength to carry the dirty clothes to the washing machine? How can you use your superpowers to help your family?



Dance 2 B Fit time: __:__ a.m. **Zoom link:**

Dance 2 B Fit time: __:__ a.m. **Zoom link:**



*Upload photos and videos of your
Wellbeing activities to Google
Classroom*