




Tuesday W1 T4

English

Handwriting


Letter 'f'



High frequency sight words

Practise reading and writing your HFSW

- Ask an adult to flash the cards to you quickly
- Write them: in the air, pretend to write them on the floor, on your knee, on your adult's back, on paper, on whiteboards, in sand, etc.



Your sight words were provided in the 'Learning from Home' pack. They are also in your Google Classroom.



Reading

Using your online PM student login, read 1 book from yesterday and a new book.

Please see the information sheet sent out in regard to accessing these.



Writing

Watch Mr K, Mrs Kehlet and Super Roda discuss procedures.



Mr Kercheval


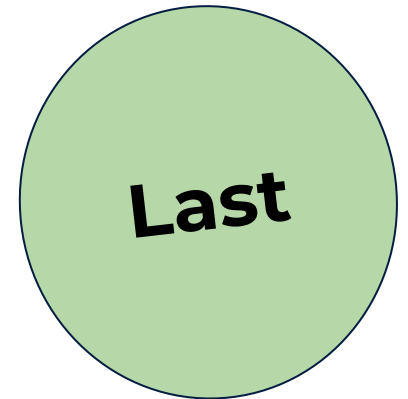

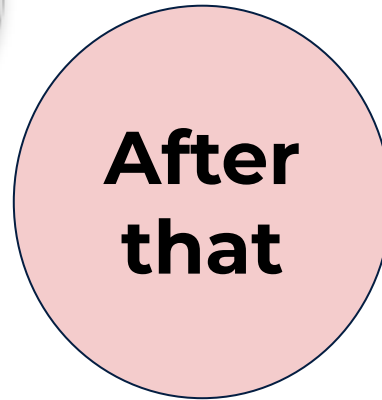

Finally

NSW Department of Education



Writing

Text connectives



Writing

Procedures

Learning intention: to write a procedure.

What I'm looking for today:

You will:

- use time connectives
- record a procedure about how to make breakfast



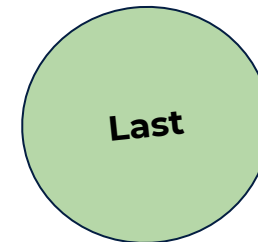
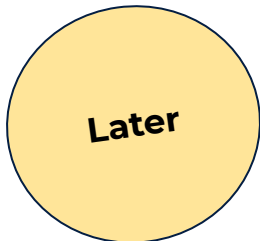



Writing

Record a spoken procedure



Record a video to explain to Mrs Kehlet how you make your breakfast.

Remember to say a time connective at the beginning of each new step.






Tuesday Mathematics



Warm up

If you bake 5 cookies and then bake another 5, how many cookies would you have baked?





Warm up

If you had 5 ice cubes and 2 of them melted, how many would you have left?





Capacity

Learning intention: we are learning to understand the difference between 'full', 'empty' and 'about half full'

Watch the video to learn how to complete today's task



You will need:

- 3 drinking cups
- Water
- Paper
- Pencil

Activity:

1. Fill your cup with water to show empty, half full and full.
2. Record a drawing of three cups showing 'full, half full and empty'. Label each drawing.

Please upload this task to your online workbook.

Mathletics

Complete a Mathletics activity.





Tuesday Geography

A Special Site

Where are Aboriginal and Torres Strait Islander Special Places?



A Special Site

Aboriginal and Torres Strait Islander Special Places



What is this special place?

Why is it special?

Why should it be protected?

How can we look after it?

A Special Site


Go on a bush walk!





A Special Site

Draw a sign that shows how to look after Aboriginal and Torres Strait Islander special places.






Wednesday W1 T4

English


Phonics



High frequency sight words

Practice reading and writing your HFSW

- Ask an adult to flash the cards to you quickly
- Write them: in the air, pretend to write them on the floor, on your knee, on your adult's back, on paper, on whiteboards, in sand, etc.



Your sight words were provided in the 'Learning from Home' pack. They are also in your Google Classroom.



Reading

Using your online PM student login, read 1 book from yesterday and a new book.

Please see the information sheet sent out in regards to accessing these.



Writing

Watch this video to learn more about procedures



Writing

Titles



Writing Procedures

Learning intention: to write a procedure

What I'm looking for today:

You will:

- fill in the titles for the procedures



Writing

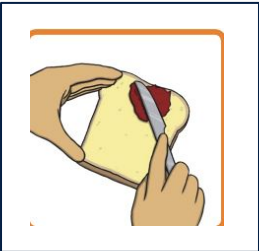
Titles



How to



First, get two pieces of bread.



Next, put jam on one piece of bread.



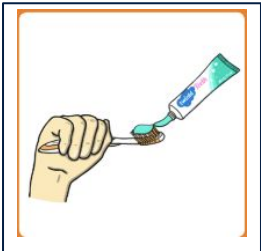
After that, put the other piece of bread on top. Now you have a jam sandwich!

Writing

Titles



How



First, put a small amount of toothpaste on your toothbrush.



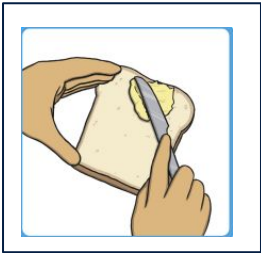
Next, brush your teeth in circles for two minutes.



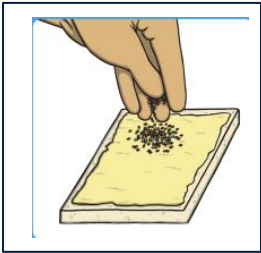
Last, rinse your toothbrush to keep it clean.

Writing

Titles



First, spread butter all the way to the edges of the bread.



After that, sprinkle hundreds and thousands all over the buttered bread.



Finally, cut the bread diagonally to make triangles.




Wednesday Mathematics



Warm up

If you count 6 leaves on a path and another 4 leaves fall to the ground, how many leaves would there be?



Warm up



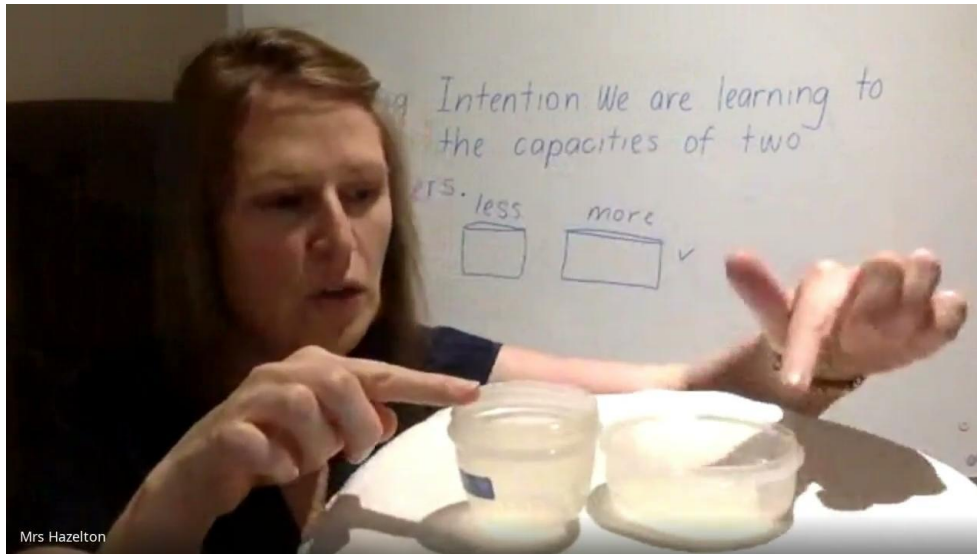
If you had 10 marbles and 2 of them have rolled away, how many of them would you have left?





Capacity

Learning Intention: to compare the capacities of two containers by directly filling one and pouring into the other.



Watch the video to learn how to complete today's activity.

You will need:

- Two containers
- water

Take a photo or video and upload to Google Classroom

Mathletics

Complete a Mathletics activity.





PE

Yoga

The Very Hungry Caterpillar: A Cosmic Kids Yoga Adventure

<https://video.link/w/oSw9c>





Wednesday Drama



Drama

Learning Intention: We are learning to use body language and facial expressions to show different emotions.

'Body language' and 'facial expressions' are the movements and postures of your body or face which show others how you are feeling or what your attitude is. It is possible to tell how people are feeling just from observing them.

Watch the video to learn about today's activities

The screenshot displays a video player interface. On the left, a grid of 12 emojis is shown, each with a label below it: sad, happy, surprised, tired, bored, in love, scared, sleepy, angry, sick, hungry, and confused. On the right, a video feed shows a woman, Mrs Hazelton, with her hand to her face, appearing to be in a video call or recording a video.

Watch the video below by clicking on the link and see if you can guess the different feeling in each clip.

Inside out: Guessing the feelings
<https://video.link/w/8Fs8c>



1. Using facial expressions make some of the emotions shown below and ask someone to guess which emotion you are showing. After displaying each emotion, discuss a time when you have felt like this. For example: I felt **happy** when I got a present for my birthday.
2. Select one of the emotions below and create a short video demonstrating this emotion. For example: to show you are tired you could be pretending to yawn and rub your eyes and then lay down on the couch with a blanket and close your eyes. Remember to think carefully about your body language and facial expressions.




**Upload your video
to Google Classroom**



Thursday English

Handwriting


Letter b



High frequency sight words

Practice reading and writing your HFSW

- Ask an adult to flash the cards to you quickly
- Write them: in the air, pretend to write them on the floor, on your knee, on your adults back, on paper, on whiteboards, in sand, etc.



Your sight words were provided in the 'Learning from Home' pack. They are also in your Google Classroom.



Reading


Using your online PM student login, read 1 book from yesterday and a new book.

Please see the information sheet sent out in regard to accessing these.



Writing

Watch Mr K get confused!



Writing

Uh oh!

Did Mr K make the toast correctly?


Why was Mr K confused?

What would have helped Mr K?



Writing

Uh oh!



Writing

Procedures

Learning intention: to write a procedure

What I'm looking for today:

You will:

- fill in the missing verbs from the procedure

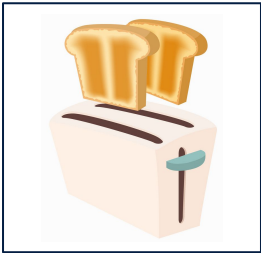


Writing

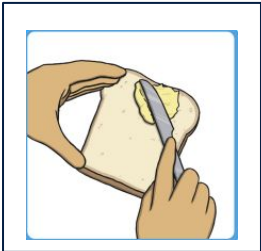


Verbs

How to make vegemite toast



First, _____ the bread in the toaster until it turns light brown.



Next, _____ butter over all of the toast.



Last, _____ vegemite on top of the toast.

Writing

Verbs



How to Brush Your Teeth



First, _____ a small amount of toothpaste on your toothbrush.



Next, _____ your teeth in circles for two minutes.



Last, _____ your toothbrush to keep it clean.


Writing

Verbs

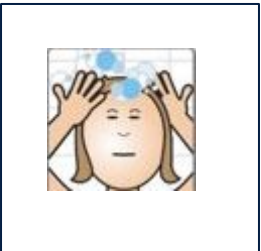
How to wash your hair



First, _____ your hair with the shower water.



After that, _____ shampoo on top of your hair.



Next, _____ the shampoo through your hair so that it gets foamy.



Last, _____ all of the shampoo out of your hair.



Thursday Mathematics



Warm up

Sing and move with Jack Hartmann. Click on the link below.
<https://video.link/w/MLu6c>






Capacity

Learning Intention: we are learning that while some containers look different, they can sometimes hold the same amount.

Activity:

Find two containers in your house that look different but hold the same amount. You may need to fill one of the containers with water and tip it into another container until you find one that looks different but holds the same.

Watch the video to learn how to complete today's task



Mathletics

Complete a Mathletics activity.





PDH - Health





We are learning that washing our hands helps us to stay healthy.





These are some of the ways that we stay healthy



Oral Hygiene



Bathing Ritual



Hair Care



Foot Hygiene



Toileting Hygiene



Hand Hygiene



Coughing and Sneezing Hygiene



Home Hygiene



Watch the following video to learn why we wash our hands.

<https://video.link/w/WzQ8c>



Germs can make us sick. We get rid of Gerry the Germ by washing our hands.



Watch the clip below to learn the correct way to wash our hands

<https://video.link/w/viQ8c>



There are 6 steps to follow.



There are 6 steps to follow.

3 Lather & scrub



4 Rinse hands





There are 6 steps to follow.

5 Turn off tap	6 Dry hands
	


Spend 20 seconds washing your hands.





Learn the song 'Wash, Wash, Wash Your Hands'

<https://video.link/w/13Q8c>





Test your knowledge of *Washing Hands* by playing this **Kahoot!**. Please type in your first name and the first letter of last name. The results will be published in your Google Classroom. Press [here](#) to play.





Task: Poster Design

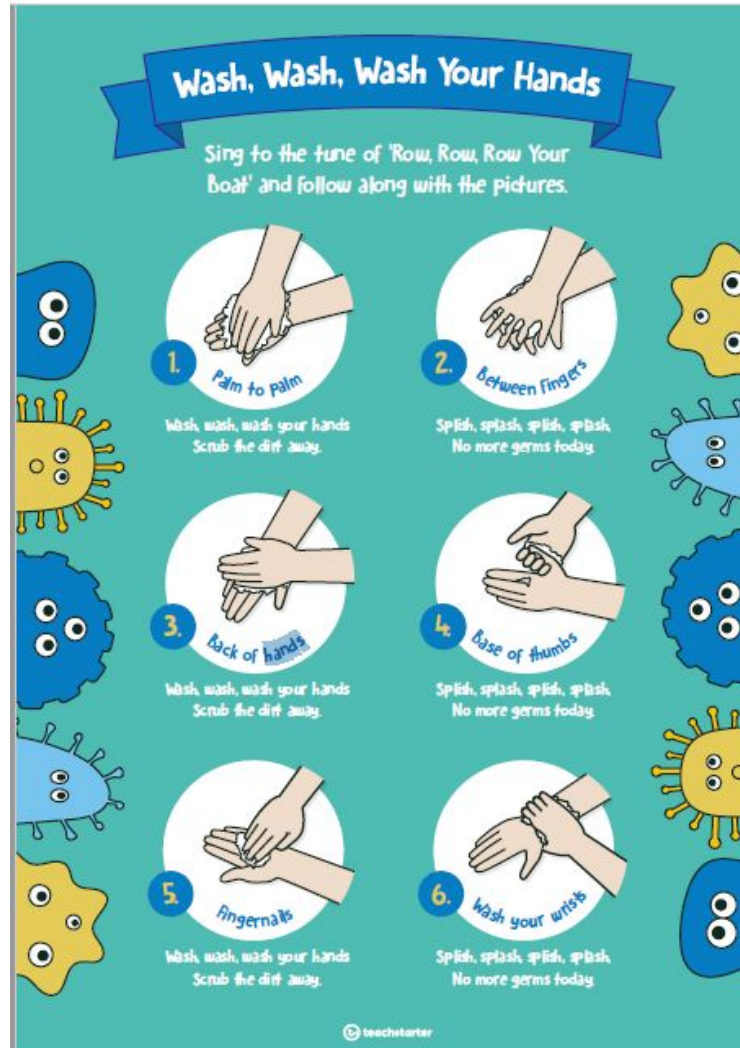
Create a poster to show how we wash our hands properly.



Here is a video of Miss Strode washing her hands.



Reflection: Show an adult how to wash your hands properly.








Friday English


Phonics



High frequency sight words

Practice reading and writing your HFSW

- Ask an adult to flash the cards to you quickly
- Write them: in the air, pretend to write them on the floor, on your knee, on your adults back, on paper, on whiteboards, in sand, etc.



Your sight words were provided in the 'Learning from Home' pack. They are also in your Google Classroom.



Reading

Using your online PM student login, read 1 book from yesterday and a new book.

Please see the information sheet sent out in regard to accessing these.





Have a look at both of these procedures

1



Gather all of your ingredients.



Mix all of your ingredients together.



Pour the mixture on a fry pan.



Flip them when they start to bubble and take them off when they are brown.



Enjoy your pancakes!

2

Gather all of your ingredients

Mix all of your ingredients together

Pour the mixture on a fry pan.

Flip them when they start to bubble and take them off when they are brown.

Enjoy your pancakes!



Writing

Discuss with someone at home.

Which one was the easiest to read? Why?

If you could only keep one of them, which one would it be? Why?

If your friend wanted to learn to cook pancakes, which one would you give them? Why?

You probably preferred the procedure with the pictures. Most of us do! Pictures make procedures much easier to read and follow.

Writing

Procedures



The teachers are hungry!

They want fairy bread but aren't sure how to make it.

They need your help!

Write a procedure explaining **how to make fairy bread**.
Don't forget all of the important parts of a procedure that are in your success criteria.



Writing

Procedures

Learning intention: to write a procedure

What I'm looking for today:

You will:

- write a title
- use time connectives for each step
- use verbs in each step
- draw pictures for each step

Writing

--

--

--

--

--

--

--

--

--




Friday Mathematics



Warm up


I had 4 fish in my tank. I then bought 5 more.
How many fish do I have now?



Warm up



Which object has a smaller capacity?



Volume



Learning Intention: we are learning to use the terms ‘greater volume’ and ‘smaller volume’ to compare the volumes of toys.

Watch the video to learn how to do today’s activity


You will need:

- 4 toys or objects

Activity

Pick 4 toys/objects and place them in order from greatest volume to smallest volume.

- Which toy has the greatest volume?
- Which toy as the smallest volume?



Please upload this task to your online workbook.

Mathletics

Complete a Mathletics activity.





Friday PE



FitFUTURES
building active lifestyles

Dance



Watch and join in with today's online dance lesson.

<https://drive.google.com/file/d/1ih2yDbUbeYjBh9EqD2ab04FLsuOFGyf8/view>

